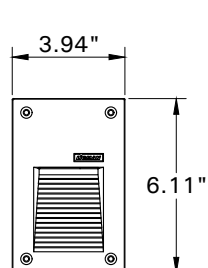


INSTALLATION AND SERVICE MANUAL

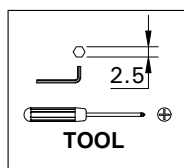
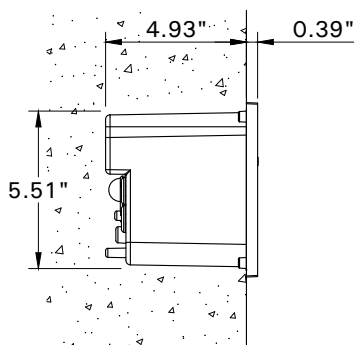
LIGMAN
LIGHTING USA

For Installation of Rado 1 Recessed Location Light LED.
Model. URA-40531.

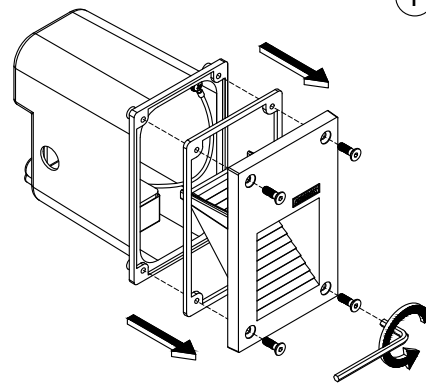
Product drawing (dimensions)



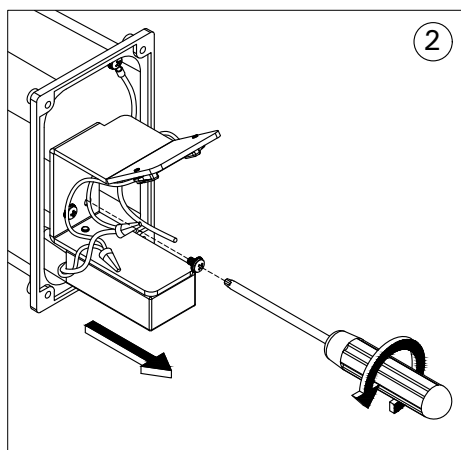
SUITABLE FOR WET LOCATIONS



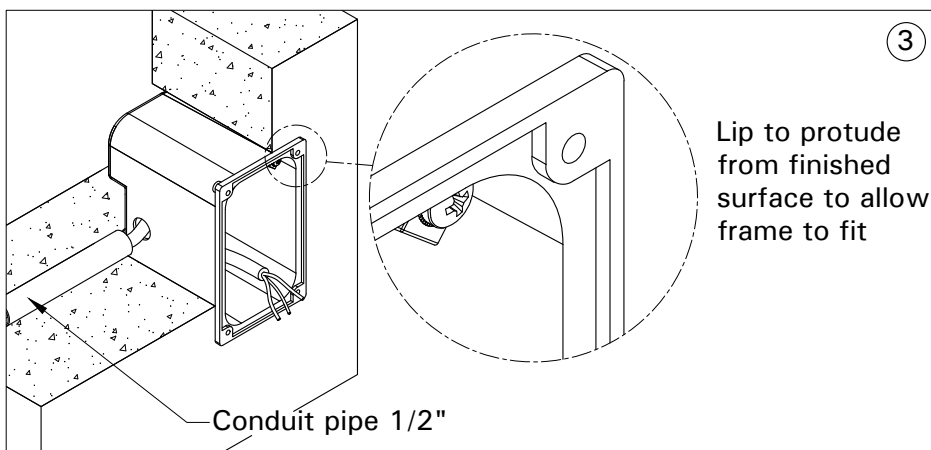
1



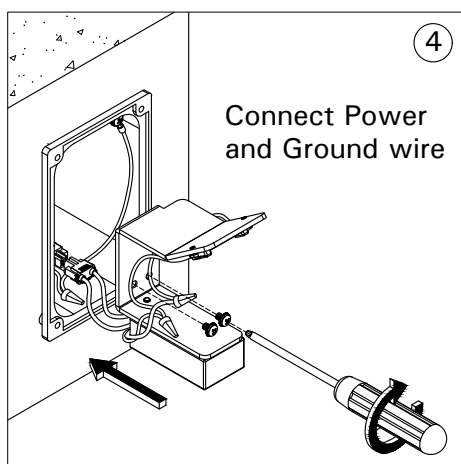
2



3

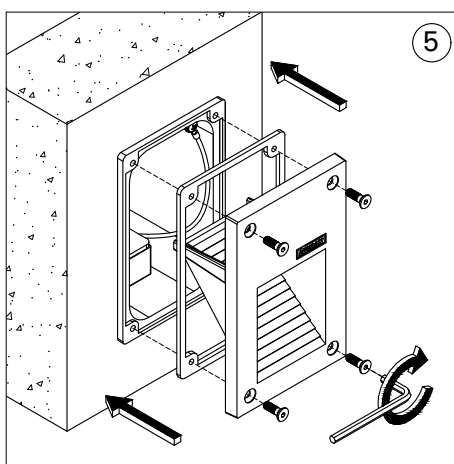


4

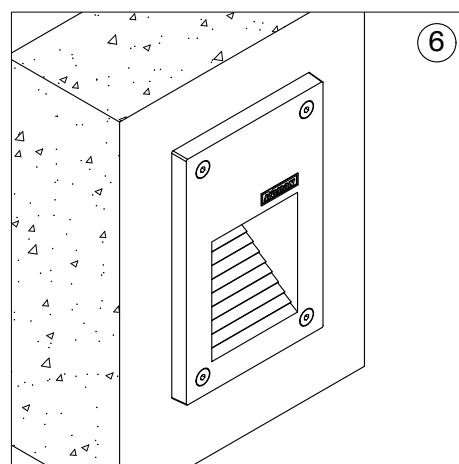


Connect Power
and Ground wire

5



6



Notice to installer :

- 1.WIRING INSTRUCTIONS** Warning : RISK OF FIRE AND ELECTRICAL SHOCK. : FIXTURE MUST BE INSTALLED BY A QUALIFIED ELECTRICIAN ONLY>FIXTURE IS INTENDED FOR INSTALLATION IN ACCORDANCE WITH THE NATIONAL ELECTRICAL CODE, LOCAL AND FEDERAL CODE SPECIFICATIONS. DISCONNECT POWER BEFORE SERVICING.
- 2.This fixture has a VOLTAGE SPECIFIC BALLAST,Check that the supply voltage is the same as the installed ballast voltage.**

Ligman Lighting USA

7144 NE Progress Court, Hillsboro
Oregon, 97124, USA
Tel : 503 645 0500 | Fax : 503 645 8100

www.ligmanlightingusa.com

URA-40531 05/03/24 REV.1
1/1

FM-TS-13-1/13-05-2563/Rev.6