

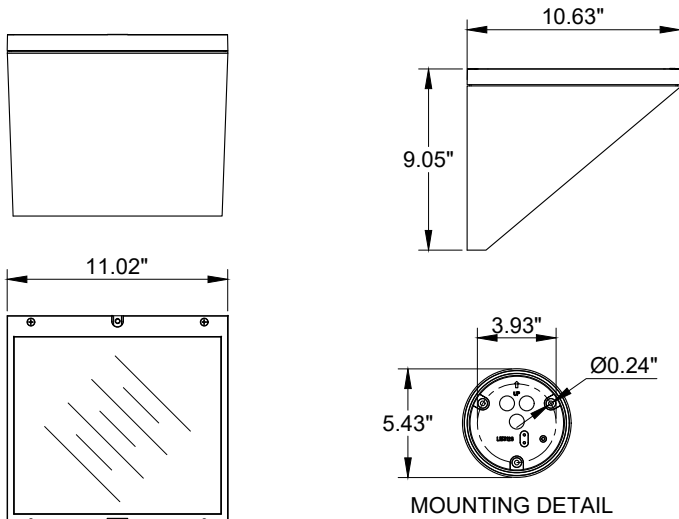
INSTALLATION AND SERVICE MANUAL

LIGMAN
LIGHTING USA

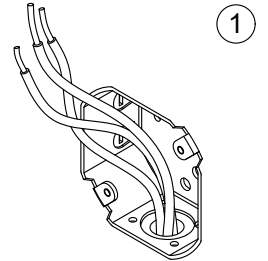
For Installation of Austin Wall Washer LED.
Model. UAU-30580.

Product drawing (dimensions)

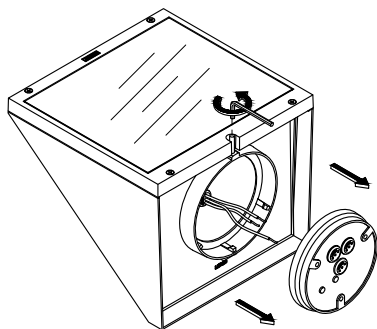
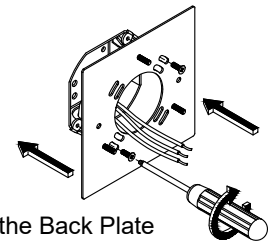
SUITABLE FOR WET LOCATIONS



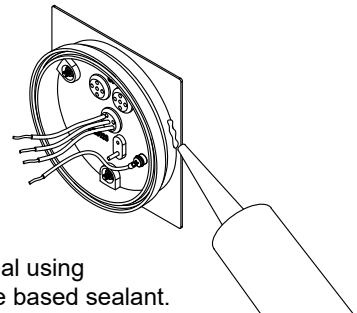
NOTE
Mounts over
a 3" Octagonal
Junction box.



Position the Back Plate
over the J Box and Secure
the back plate to the wall

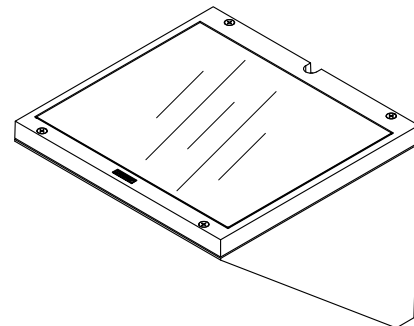
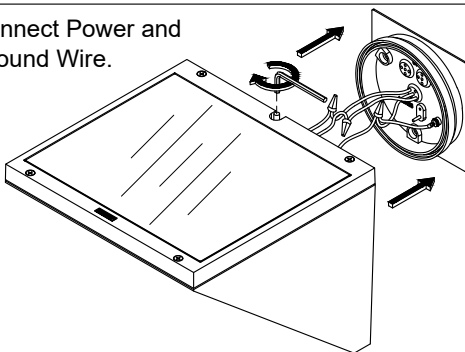


UP ↑



Ensure watertight seal using
UL approved silicone based sealant.

Connect Power and
Ground Wire.



Notice to installer :

- 1.WIRING INSTRUCTIONS Warning : RISK OF FIRE AND ELECTRICAL SHOCK. : FIXTURE MUST BE INSTALLED BY A QUALIFIED ELECTRICIAN ONLY>FIXTURE IS INTENDED FOR INSTALLATION IN ACCORDANCE WITH THE NATIONAL ELECTRICAL CODE, LOCAL AND FEDERAL CODE SPECIFICATIONS. DISCONNECT POWER BEFORE SERVICING.**
- 2.This fixture has a VOLTAGE SPECIFIC BALLAST,Check that the supply voltage is the same as the installed ballast voltage.**

Ligman Lighting USA

7144 NE Progress Court, Hillsboro
Oregon, 97124, USA
Tel : 503 645 0500 | Fax : 503 645 8100

www.ligmanlightingusa.com

UAU-30580 29/08/24 REV.0
1/1

FM-TS-13-1/13-05-2563/Rev.6