

IP65 : Suitable for Wet Locations
 IK09 : Impact Resistant (Vandal Resistant)



UQU-31343 Quarter 1 wall washer LED

A small and large size quarter-cylindrical wall mounted luminaire with a selection of energy saving compact fluorescent and metal halide and high pressure sodium lamps. Light output is finely controlled to minimize light pollution with three types of light distribution. Namely, asymmetrical forward throw, symmetrical downward light distribution and side throw light distribution. Flat toughened glass cover for minimum spill light. Designed for the illumination of entrances, terraces, corridors and building facades.

Low copper content corrosion resistant die-cast aluminum frame and body. Stainless steel screws and anodized high purity 95% reflective aluminum reflector. Durable silicone rubber gasket and impact resistant toughened glass diffuser. The luminaire is treated with a chemical chromated protection before powder coating, ensuring high corrosion resistance. Integral electronic control gear. For mounting in upward or downward positions

Physical Data

Length: 8.11"
 Height: 8.66"
 Weight: 13.2 lbs

Lamp

40w - 345lm - White - LED

LED Color (Please Specify)

W27 - 2700K
 W30 - 3000K
 W40 - 4000K

Voltage (Please Specify)

120V
 277V
 Other _____

Options (Please Specify)

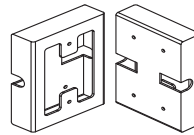
Color (Please Specify)

01-Black - RAL 9011 02- Dark Grey - RAL 7043
 03-White - RAL 9003 04 - Metallic Silver - RAL 9006
 05-Matt Silver - RAL 9006 07- Custom - RAL _____
 06-Bronze - RAL 6014

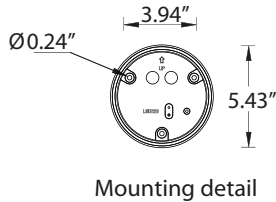
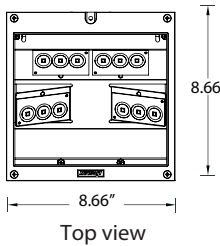
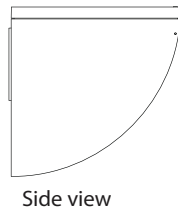
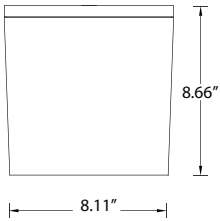
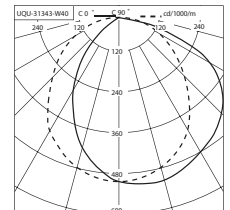
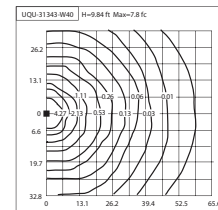
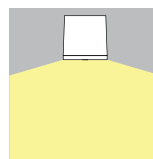


Frosted Lens

Clear Lens



SCE - Surface Conduit Entry Box - 1/2" Conduit 3/4" Conduit



Ordering Example : UQU - 31343 - White-40w - W30 - 120v - Options

PROJECT: _____ DATE: _____

TYPE: _____ QUANTITY: _____ NOTE: _____