

# ULE-40722

## Legend 2 Recessed

### Construction

#### Aluminum Casting

Less than 0.1% copper content - Marine Grade 6060 extruded & LM6 Aluminum High Pressure die casting provides excellent mechanical strength, clean detailed product lines and excellent heat dissipation.

#### Pre paint

8 step degrease and phosphate process that includes deoxidizing and etching as well as a zinc and nickel phosphate process before product painting.

#### Memory Retentive -Silicon Gasket

Provided with special injection molded "fit for purpose" long life high temperature memory retentive silicon gaskets. Maintains the gaskets exact profile and seal over years of use and compression.

#### Thermal management

LM6 Aluminum is used for its excellent mechanical strength and thermal dissipation properties in low and high ambient temperatures. The superior thermal heat sink design by Ligman used in conjunction with the driver, controls thermals below critical temperature range to ensure maximum luminous flux output, as well as providing long LED service life and ensuring less than 10% lumen depreciation at 50,000 hours.

#### BUG Rating

B0 - U0 - G0

#### Surge Suppression

Standard 10kv surge suppressor provided with all fixtures.

#### Finishing

All Ligman products go through an extensive finishing process that includes fettling to improve paint adherence.

#### Paint

UV Stabilized 4.9Mil thick powder coat paint and baked at 200 Deg C. This process ensures that Ligman products can withstand harsh environments. Rated for use in natatoriums.

#### Inspired by Nature Finishes

The Inspired by nature Finishing is a unique system of decorative powder coating. Our metal decoration process can easily transform the appearance of metal or aluminum product into a wood grain finish.

This patented technology enables the simulation of wood grain, and even marble or granite finish through the use of decorative powder coating.

The wood grain finish is so realistic that it's almost undistinguishable from real wood, even from a close visual inspection. The system of coating permeates the entire thickness of the coat and as a result, the coating cannot be removed by normal rubbing, chipping, or scratching.

#### The Coating Process

After pre-treatment the prepared parts are powder coated with a specially formulated polyurethane powder. This powder provides protection against wear, abrasion, impact and corrosion and acts as the relief base color for the finalized metal decoration.

The component is then wrapped with a sheet of non-porous film with the selected decoration pattern printed on it using special high temperature inks.

This printed film transfer is vacuum-sealed to the surface for a complete thermo print and then transferred into a customized oven. The oven transforms the ink into different forms within the paint layer before it becomes solid. Finally, the film is removed, and a vivid timber look on aluminum remains.

Wood grain coating can create beautiful wood-looking products of any sort. There are over 300 combinations of designs currently in use. Wood grains can be made with different colors, designs, etc.

Our powder coatings are certified for indoor and outdoor applications and are backed by a comprehensive warranty. These coatings rise to the highest conceivable standard of performance excellence and design innovation.

#### Added Benefits

- Resistance to salt-acid room, accelerated aging
- Boiling water, lime and condensed water resistant
- Anti-Graffiti, Anti-Slip, Anti-Microbial, Anti-Scratch
- Super durable (UV resistant)
- TGIC free (non-toxic)

#### Hardware

Provided Hardware is Marine grade 316 Stainless steel.

#### Anti Seize Screw Holes

Tapped holes are infused with a special anti seize compound designed to prevent seizure of threaded connections, due to electrolysis from heat, corrosive atmospheres and moisture.

#### High Impact Acrylic Lens

Manufactured with Ultra High Impact, Naturally UV Stabilized Injection Molded Acrylic.

#### Optics & LED

Precise optic design provides exceptional light control and precise distribution of light.  
LED CRI > 80

#### Lumen - Maintenance Life

L80 /B10 at 50,000 hours (This means that at least 90% of the LED still achieve 80% of their original flux)

### Rectangular time-honoured wall recessed accent range. Efficient, flexible and tough family in the classic brick-light proportions.

A range of vandal resistant rectangular wall recessed luminaires. Suitable for indoor or outdoor applications in residential, shopping and pedestrian areas as a decorative guide light. Available in a variety of frame and LED light source options, including turtle friendly amber LED.

The Legend 1 and 2 is available with powdercoated aluminum or stainless steel frames. This luminaire is provided with a powdercoated high pressure die-cast aluminum back box and can be pre shipped to the jobsite for concrete pour or masonry applications.

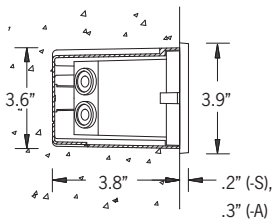

As an option, this luminaire can be provided with a special wall clamp bracket that provides a clamping option when installing in drywall or wood panel walls.

Available in amber and white 2700K, 3000K, 3500K and 4000K. Consult factory for additional colors. The Legend steplight range can be provided with colored lenses to provide a decorative architectural touch to the building, please see options.

All Ligman fixtures can be manufactured using a special pre-treatment and coating process that ensures the fixture can be installed in natatoriums as well as environments with high concentrations of chlorine or salt and still maintain the 5 year warranty. For this natatorium rated process please specify NAT in options. fixture can be installed in natatoriums as well as environments with high concentrations of chlorine or salt and still maintain the 5 year warranty. For this natatorium rated process please specify NAT in options.



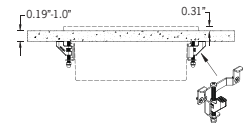
11.5w COB 60 Lumens  
IP65 • Suitable For Wet Locations  
IK07 • Impact Resistant (Vandal Resistant)  
Weight 6 lbs




### Additional Options (Consult Factory For Pricing)



SMB  
Surface Mount Box



DWC  
Dry Wall Clamp



# ULE-40722

Legend 2 Recessed

<b>PROJECT</b>		<b>DATE</b>	
----------------	--	-------------	--

<b>QUANTITY</b>		<b>TYPE</b>		<b>NOTE</b>	
-----------------	--	-------------	--	-------------	--

ORDERING EXAMPLE || ULE-40722 - 11.5w - A - W30 - 02 - 120/277V

<b>ULE-40722</b>					
<b>LAMP</b>	<b>FRAME</b>	<b>LED COLOR</b>	<b>FINISH COLOR</b>	<b>VOLTAGE</b>	
11.5w COB 60lm	A - Aluminum - CHOOSE FINISH COLOR S - Stainless Steel NO FINISH COLOR	W27 - 2700K W30 - 3000K W40 - 4000K	01 - BLACK RAL 9011 02 - DARK GREY RAL 7043 03 - WHITE RAL 9003 04 - METALLIC SILVER RAL 9006 05 - MATTE SILVER RAL 9006 06 - LIGMAN BRONZE 07 - CUSTOM RAL	120/277v Other - Specify	

--	--	--

## ADDITIONAL OPTIONS

- |   |  |
|---|--|
| <p>DIM - 0-10v Dimming</p> <p>NAT - Natatorium Rated</p> <p>AM - Turtle Friendly Amber LED</p> <p>SMB - Surface Mount Box</p> <p>C - Clear Lens</p> <p>DWC - Dry Wall Clamp</p> | <p><b>COLOR FILTERS</b></p> <p>RD - Red Lens</p> <p>BL - Blue Lens</p> <p>AM - Amber Lens</p> <p>GR - Green Lens</p> |
|---|--|


### INSPIRED BY NATURE FINISHES

- SW01 - OAK FINISH
- SW02 - WALNUT FINISH
- SW03 - PINE FINISH
- DF - DOUGLAS FIR FINISH
- CW - CHERRY WOOD FINISH
- NW - NATIONAL WALNUT FINISH
- SU01 - CONCRETE FINISH
- SU02 - SOFTSCAPE FINISH
- SU03 - STONE FINISH
- SU04 - CORTEN FINISH

THERE IS AN ADDITIONAL COST FOR THESE FINISHES

## More Custom Finishes Available Upon Request

Consult factory for pricing and lead times



# Legend Product Family



Legend 1

- ULE-40591-13.5w-140lm
- ULE-40721-11.5w-405lm



Legend 2

- ULE-40601-13.5w-247lm [Aluminum]
- ULE-40601-13.5w-517lm [Stainless Steel]
- ULE-40722-11.5w-60lm



Legend 3

- ULE-40611-13.5w-420lm [Aluminum]
- ULE-40611-13.5w-957lm [Stainless Steel]



Legend 4

- ULE-40621-13.5w-1151lm



Legend 9

- ULE-40671-13.5w-380lm