

# UNI-80521

## Nikon 3 Round Ceiling Downlight



### Construction

#### Aluminum Casting

Less than 0.1% copper content - Marine Grade 6060 extruded & LM6 Aluminum High Pressure die casting provides excellent mechanical strength, clean detailed product lines and excellent heat dissipation.

#### Stainless Steel

Marine grade 316 stainless steel frame

#### Pre-paint

8 step de-grease and phosphate process that includes deoxidizing and etching as well as a zinc and nickel phosphate process before product painting.

#### Memory Retentive - Silicon Gasket

Provided with special injection molded "fit for purpose" long life high temperature memory retentive silicon gaskets. Maintains the gaskets exact profile and seal over years of use and compression.

#### Thermal management

LM6 Aluminum is used for its excellent mechanical strength and thermal dissipation properties in low and high ambient temperatures. The superior thermal heat sink design by Ligman used in conjunction with the driver, controls thermals below critical temperature range to ensure maximum luminous flux output, as well as providing long LED service life and ensuring less than 10% lumen depreciation at 50,000 hours.

#### Surge Suppression

Standard 10kv surge suppressor provided with all fixtures.

#### BUC Rating

B2 - U0 - G0

#### Finishing

All Ligman products go through an extensive finishing process that includes fettling to improve paint adherence.

#### Paint

UV Stabilized 4.9Mil thick powder coat paint and baked at 200 Deg C. This process ensures that Ligman products can withstand harsh environments. Rated for use in natatoriums.

#### Inspired by Nature Finishes

The Inspired by nature Finishing is a unique system of decorative powder coating. Our metal decoration process can easily transform the appearance of metal or aluminum product into a wood grain finish.

This patented technology enables the simulation of wood grain, and even marble or granite finish through the use of decorative powder coating.

The wood grain finish is so realistic that it's almost undistinguishable from real wood, even from a close visual inspection. The system of coating permeates the entire thickness of the coat and as a result, the coating cannot be removed by normal rubbing, chipping, or scratching.

#### The Coating Process

After pre-treatment the prepared parts are powder coated with a specially formulated polyurethane powder. This powder provides protection against wear, abrasion, impact and corrosion and acts as the relief base color for the finalized metal decoration.

The component is then wrapped with a sheet of non-porous film with the selected decoration pattern printed on it using special high temperature inks.

This printed film transfer is vacuum-sealed to the surface for a complete thermo print and then transferred into a customized oven. The oven transforms the ink into different forms within the paint layer before it becomes solid. Finally, the film is removed, and a vivid timber look on aluminum remains.

Wood grain coating can create beautiful wood-looking products of any sort. There are over 300 combinations of designs currently in use. Wood grains can be made with different colors, designs, etc.

Our powder coatings are certified for indoor and outdoor applications and are backed by a comprehensive warranty. These coatings rise to the highest conceivable standard of performance excellence and design innovation.

#### Added Benefits

- Resistance to salt-acid room, accelerated aging
- Boiling water, lime and condensed water resistant
- Anti-Graffiti, Anti-Slip, Anti-Microbial, Anti-Scratch
- Super durable (UV resistant)
- TGIC free (non-toxic)

#### Hardware

Provided Hardware is Marine grade 316 Stainless steel.

#### Anti Seize Screw Holes

Tapped holes are infused with a special anti seize compound designed to prevent seizure of threaded connections, due to electrolysis from heat, corrosive atmospheres and moisture.

#### Crystal Clear Low Iron Glass Lens

Provided with tempered, impact resistant crystal clear low iron glass ensuring no green glass tinge.

#### Optics & LED

Precise optic design provides exceptional light control and precise distribution of light.  
LED CRI > 80

#### Lumen - Maintenance Life

L80 /B10 at 50,000 hours (This means that at least 90% of the LED still achieve 80% of their original flux)

### Ceiling-recessed exterior downlights.

**Modern, clean and powerful downlighting family providing the best resilient under-canopy solutions in the marketplace.**

A compact recessed exterior downlight with a round or square front frame design. Options of stainless steel or powder coated aluminum front frame. The luminaires are designed for use in interior and exterior applications. This fixture is totally waterproof. This means that the fixture can be exposed to the elements from above as well as below.

This luminaire is manufactured with integrated heat sinks that provides exceptional cooling and heat dissipation ensuring long LED life.

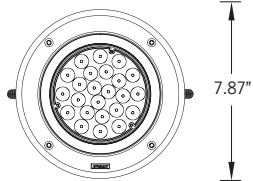
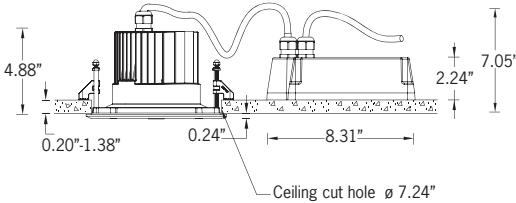
This fixture can also be provided with a concrete pour box for casting into concrete slabs, please see options below.

Power is provided to the luminaire through a single PG9 watertight cable gland and 4ft of Outdoor Submersible #18/3 SOOW 600V power cable. Remote mounted transformer. Includes A80191 driver enclosure box.

All Ligman fixtures can be manufactured using a special pre-treatment and coating process that ensures the fixture can be installed in natatoriums as well as environments with high concentrations of chlorine or salt and still maintain the 5 year warranty. For this natatorium rated process please specify NAT in options. Not suitable for saunas and steamrooms.

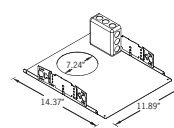
To meet International Dark Sky criteria, 3000k or warmer LEDs must be selected.

29w LED 3114 Lumens | 33w LED 3320 Lumens  
IP65 • Suitable For Wet Locations  
IK08 • Impact Resistant (Vandal Resistant)  
Weight 5 lbs (A) 5.7 lbs (S)

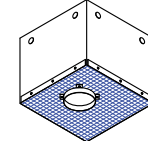


Ceiling Cut ø7.24"

### Additional Options (Consult Factory For Pricing)



RT  
Rough in Tray

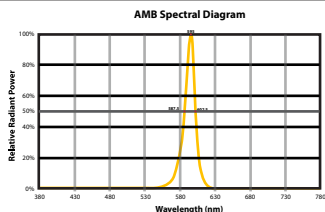


CPB  
Concrete Pour Box



HCL  
Honeycomb Louvre

### CITY OF FLAGSTAFF & TURTLE FRIENDLY COMPLIANT



#### Narrow-Spectrum Amber LEDs

Peak wavelength between 589 & 595 nanometers and a full width of 50% power no greater than 20 nanometers.

Amber LED driver maximum milliamps will be no greater than 550mA to the LED module.



# UNI-80521

Nikon 3 Round Ceiling Downlight

|                 |                      |             |                      |
|-----------------|----------------------|-------------|----------------------|
| <b>PROJECT</b>  | <input type="text"/> | <b>DATE</b> | <input type="text"/> |
| <b>QUANTITY</b> | <input type="text"/> | <b>TYPE</b> | <input type="text"/> |
| <b>NOTE</b>     |                      |             |                      |

ORDERING EXAMPLE || UNI-80521 - 29w - A - N - W30 - 03 - 120/277v

| UNI-80521 | LAMP              | FRAME  | BEAM   | LED COLOR  | FINISH COLOR  | VOLTAGE                     |
|-----------|-------------------|--|--|--|---|-----------------------------|
|           | 29w LED<br>3144lm | S - Stainless Steel<br>A - Aluminum<br>(CHOOSE FINISH COLOR) | <b>29w BEAM ONLY</b><br>N - Narrow 15°<br>M - Medium 27°<br>W - Wide 44° | W27 - 2700K<br>W30 - 3000K<br>W35 - 3500K<br>W40 - 4000K | 01 - BLACK RAL 9011<br>02 - DARK GREY RAL 7043<br>03 - WHITE RAL 9003<br>04 - METALLIC SILVER RAL 9006<br>05 - MATTE SILVER RAL 9006<br>06 - LIGMAN BRONZE<br>07 - CUSTOM RAL | 120/277v<br>Other - Specify |
|           | 33w LED<br>3320lm |  | <b>33w BEAM ONLY</b><br>VN - Very Narrow 8°                              |  |   |                             |

|                      |                      |                      |                      |
|----------------------|----------------------|----------------------|----------------------|
| <input type="text"/> | <input type="text"/> | <input type="text"/> | <input type="text"/> |
|----------------------|----------------------|----------------------|----------------------|

## ADDITIONAL OPTIONS

- DIM - 0-10v Dimming
- NAT - Natatorium Rated
- F - Frosted Lens
- EMR - Remote Inverter
- RT - Rough in Ceiling Tray
- CPB - Concrete Pour Box
- SSC - Stainless Steel Glands
- HCL - Honeycomb Louvre
- AMB - Turtle Friendly Amber LED

**INSPIRED BY NATURE FINISHES**

- SW01 - OAK FINISH
- SW02 - WALNUT FINISH
- SW03 - PINE FINISH
- DF - DOUGLAS FIR FINISH
- CW - CHERRY WOOD FINISH
- NW - NATIONAL WALNUT FINISH
- SU01 - CONCRETE FINISH
- SU02 - SOFTSCAPE FINISH
- SU03 - STONE FINISH
- SU04 - CORTEN FINISH

THERE IS AN ADDITIONAL COST FOR THESE FINISHES

## More Custom Finishes Available Upon Request

Consult factory for pricing and lead times



# Nikon Product Family



Nikon 1

- UNI-80501-13w-1045lm
- UNI-80501-11w-753lm



Nikon 2

- UNI-80511-13w-1045lm
- UNI-80511-11w-753lm



Nikon 3

- UNI-80521-29w-3144lm
- UNI-80523-39w-4303lm
- UNI-80523-33w-3320lm



Nikon 4

- UNI-80531-29w-3144lm
- UNI-80533-39w-4303lm
- UNI-80533-33w-3320lm