

UMO-80001

Mondova 1 Ceiling Downlight



Construction

Aluminum

Less than 0.1% copper content - Marine Grade 6060 extruded & LM6 Aluminum High Pressure die casting provides excellent mechanical strength, clean detailed product lines and excellent heat dissipation.

Pre paint

8 step degrease and phosphate process that includes deoxidizing and etching as well as a zinc and nickel phosphate process before product painting.

Memory Retentive - Silicon Gasket

Provided with special injection molded "fit for purpose" long life high temperature memory retentive silicon gaskets. Maintains the gaskets exact profile and seal over years of use and compression.

Thermal management

LM6 Aluminum is used for its excellent mechanical strength and thermal dissipation properties in low and high ambient temperatures. The superior thermal heat sink design by Ligman used in conjunction with the driver, controls thermals below critical temperature range to ensure maximum luminous flux output, as well as providing long LED service life and ensuring less than 10% lumen depreciation at 50,000 hours.

Surge Suppression

Standard 10kv surge suppressor provided with all fixtures.

BUG Rating

B3 - U0 - G0

Finishing

All Ligman products go through an extensive finishing process that includes fettling to improve paint adherence.

Paint

UV Stabilized 4.9Mil thick powder coat paint and baked at 200 Deg C. This process ensures that Ligman products can withstand harsh environments. Rated for use in natatoriums.

Inspired by Nature Finishes

The Inspired by nature Finishing is a unique system of decorative powder coating. Our metal decoration process can easily transform the appearance of metal or aluminum product into a wood grain finish.

This patented technology enables the simulation of wood grain, and even marble or granite finish through the use of decorative powder coating.

The wood grain finish is so realistic that it's almost undistinguishable from real wood, even from a close visual inspection. The system of coating permeates the entire thickness of the coat and as a result, the coating cannot be removed by normal rubbing, chipping, or scratching.

The Coating Process

After pre-treatment the prepared parts are powder coated with a specially formulated polyurethane powder. This powder provides protection against wear, abrasion, impact and corrosion and acts as the relief base color for the finalized metal decoration.

The component is then wrapped with a sheet of non-porous film with the selected decoration pattern printed on it using special high temperature inks.

This printed film transfer is vacuum-sealed to the surface for a complete thermo print and then transferred into a customized oven. The oven transforms the ink into different forms within the paint layer before it becomes solid. Finally, the film is removed, and a vivid timber look on aluminum remains.

Wood grain coating can create beautiful wood-looking products of any sort. There are over 300 combinations of designs currently in use. Wood grains can be made with different colors, designs, etc.

Our powder coatings are certified for indoor and outdoor applications and are backed by a comprehensive warranty. These coatings rise to the highest conceivable standard of performance excellence and design innovation.

Added Benefits

- Resistance to salt-acid room, accelerated aging
- Boiling water, lime and condensed water resistant
- Anti-Graffiti, Anti-Slip, Anti-Microbial, Anti-Scratch
- Super durable (UV resistant)
- TGIC free (non-toxic)

Hardware

Provided Hardware is Marine grade 316 Stainless steel.

Anti Seize Screw Holes

Tapped holes are infused with a special anti seize compound designed to prevent seizure of threaded connections, due to electrolysis from heat, corrosive atmospheres and moisture.

Crystal Clear Low Iron Glass Lens

Provided with tempered, impact resistant crystal clear low iron glass ensuring no green glass tinge.

Optics & LED

Precise optic design provides exceptional light control and precise distribution of light.
LED CRI > 80

Lumen - Maintenance Life

L80 /B10 at 50,000 hours (This means that at least 90% of the LED still achieve 80% of their original flux)

Ceiling-recessed exterior downlights. Competitive, technical and well-built family of compact shallow under-canopy recessed downlights.

Mondova small and medium exterior waterproof downlight range makes this luminaire a unique and attractive option for most outdoor design applications. This innovative 4" deep low profile die-cast aluminum luminaire is designed with integrated heat sink, as well as waterproof die-cast driver housing.

This unit is suitable for all wet location environments, as well as applications where the fixture is exposed to water, not only from below, but also from above, e.g open canopies.

The product is available with two powder coated die-cast aluminum trim styles, namely baffled and flat trim.

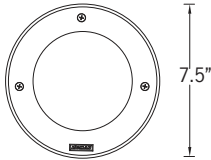
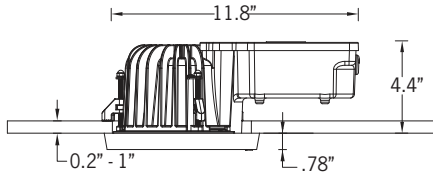
The baffled trim protrudes .78" and the flat trim sits flush with the ceiling. This luminaire is suited for interior and exterior lighting.

Available in symmetrical narrow, medium, wide and very wide light distribution. Color temperature 2700K, 3000K, 3500K and 4000K.

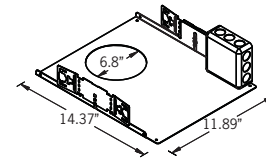
A rough in ceiling tray can be provided as an option for ceilings that are not strong enough to support the weight of the fixture. Not suitable for saunas and steamrooms

To meet International Dark Sky criteria, 3000k or warmer LEDs must be selected.

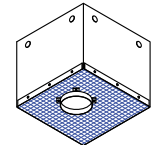
41w COB 3625 Lumens
IP65 • Suitable For Wet Locations
IK07 • Impact Resistant
Weight 5.7 lbs



Additional Options (Consult Factory For Pricing)



RT
Rough in Tray



CPB
Concrete Pour Box



UMO-80001

Mondova 1 Ceiling Downlight

PROJECT		DATE	
----------------	--	-------------	--

QUANTITY		TYPE		NOTE	
-----------------	--	-------------	--	-------------	--

ORDERING EXAMPLE || UMO - 80001 - 41w - M - W30 - 02 - 120/277v - Options

UMO-80001					
LAMP	BEAM	LED COLOR	FINISH COLOR	VOLTAGE	
41w COB 3625 Lumens	N - Narrow 13° M - Medium 20° W - Wide 40° VW - Very Wide 70°	W27 - 2700K W30 - 3000K W35 - 3500K W40 - 4000K	01 - BLACK RAL 9011 02 - DARK GREY RAL 7043 03 - WHITE RAL 9003 04 - METALLIC SILVER RAL 9006 05 - MATTE SILVER RAL 9006 06 - LIGMAN BRONZE 07 - CUSTOM RAL	120/277v Other - Specify	

--	--	--	--

ADDITIONAL OPTIONS

- RT - Rough In Tray
- DIM - 0-10v Dimming
- EMR - Remote Mount Emergency Inverter
- F - Frosted Lens
- NAT - Natatorium Rated
- CPB - Concrete Pour Box

INSPIRED BY NATURE FINISHES

- SW01 - OAK FINISH
- SW02 - WALNUT FINISH
- SW03 - PINE FINISH
- DF - DOUGLAS FIR FINISH
- CW - CHERRY WOOD FINISH
- NW - NATIONAL WALNUT FINISH
- SU01 - CONCRETE FINISH
- SU02 - SOFTSCAPE FINISH
- SU03 - STONE FINISH
- SU04 - CORTEN FINISH

THERE IS AN ADDITIONAL COST FOR THESE FINISHES

More Custom Finishes Available Upon Request

Consult factory for pricing and lead times

Oak	Cherry	Beech	Carbon
Walnut	Chestnut	Bamboo	Galvanized
Pine	Mahogany	Birch	Steel



Mondova Product Family



Mondova 1
• UMO-80001-41w-3625lm [ø7.4"]



Mondova 2
• UMO-80002-41w-3625lm



Mondova 3
• UMO-80011-21w-1992lm



Mondova 4
• UMO-80012-21w-1992lm