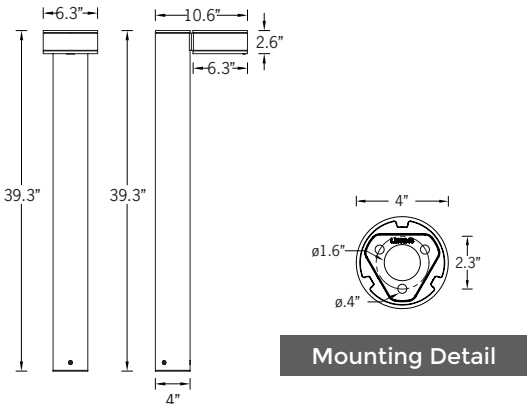


# UJE-10572

## Jet 57 Cylindrical Single Head Bollard



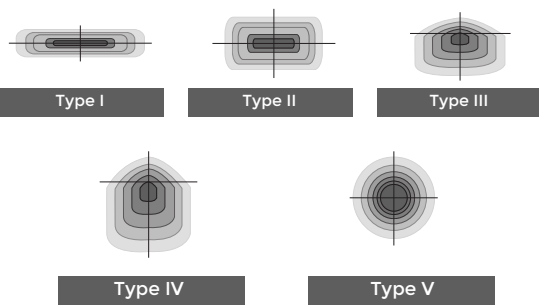
18w LED - 2135 Lumens  
IP65 • Suitable For Wet Locations  
IK08 • Impact Resistant (Vandal Resistant)  
Weight 12 lbs



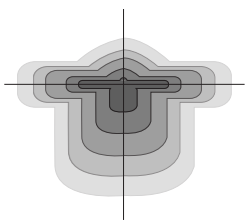
Mounting Detail



Ligman's micro Variable Optical System provides the ability to interchange, mix & rotate optics to provide specific light distributions for optimized spacing and uniformity.



The variable optic system allows for the designer to create hybrid distributions for precise lighting requirements.



HYBRID  
TYPE I & TYPE IV

### Construction

**Aluminum**  
Less than 0.1% copper content – Marine Grade 6060 extruded & LM6 Aluminum High Pressure die casting provides excellent mechanical strength, clean detailed product lines and excellent heat dissipation.

**Pre paint**  
8 step degrease and phosphate process that includes deoxidizing and etching as well as a zinc and nickel phosphate process before product painting.

**Memory Retentive -Silicon Gasket**  
Provided with special injection molded "fit for purpose" long life high temperature memory retentive silicon gaskets. Maintains the gaskets exact profile and seal over years of use and compression.

**Thermal management**  
LM6 Aluminum is used for its excellent mechanical strength and thermal dissipation properties in low and high ambient temperatures. The superior thermal heat sink design by Ligman used in conjunction with the driver, controls thermals below critical temperature range to ensure maximum luminous flux output, as well as providing long LED service life and ensuring less than 10% lumen depreciation at 50,000 hours.

**Surge Suppression**  
Standard 10kv surge suppressor provided with all fixtures.

**BUG Rating**  
B0 - U0 - G0 [T2/W30/W40  
B1 - U0 - G0 [E/W30/W40, ME/W30, T4/W30/W40]  
B2 - U0 - G0 [M/W30/W40, ME/W40, W/W30/W40]  
B2 - U0 - G1 [T1/W30]  
B1 - U0 - G1 [T1/W40, T3/W30/W40]

**Finishing**  
All Ligman products go through an extensive finishing process that includes fettling to improve paint adherence.

**Paint**  
UV Stabilized 4.9Mil thick powder coat paint and baked at 200 Deg C. This process ensures that Ligman products can withstand harsh environments. Rated for use in natatoriums.

**Inspired by Nature Finishes**  
The Inspired by nature Finishing is a unique system of decorative powder coating. Our metal decoration process can easily transform the appearance of metal or aluminum product into a wood grain finish.

This patented technology enables the simulation of wood grain, and even marble or granite finish through the use of decorative powder coating.

The wood grain finish is so realistic that it's almost undistinguishable from real wood, even from a close visual inspection. The system of coating permeates the entire thickness of the coat and as a result, the coating cannot be removed by normal rubbing, chipping, or scratching.

**The Coating Process**  
After pre-treatment the prepared parts are powder coated with a specially formulated polyurethane powder. This powder provides protection against wear, abrasion, impact and corrosion and acts as the relief base color for the finalized metal decoration.

The component is then wrapped with a sheet of non-porous film with the selected decoration pattern printed on it using special high temperature inks.

This printed film transfer is vacuum-sealed to the surface for a complete thermo print and then transferred into a customized oven. The oven transforms the ink into different forms within the paint layer before it becomes solid. Finally, the film is removed, and a vivid timber look on aluminum remains.

Wood grain coating can create beautiful wood-looking products of any sort. There are over 300 combinations of designs currently in use. Wood grains can be made with different colors, designs, etc.

Our powder coatings are certified for indoor and outdoor applications and are backed by a comprehensive warranty. These coatings rise to the highest conceivable standard of performance excellence and design innovation.

- Added Benefits
- Resistance to salt-acid room, accelerated aging
  - Boiling water, lime and condensed water resistant
  - Anti-Graffiti, Anti-Slip, Anti-Microbial, Anti-Scratch
  - Super durable (UV resistant)
  - TGIC free (non-toxic)

**Hardware**  
Provided Hardware is Marine grade 316 Stainless steel.

**Anti Seize Screw Holes**  
Tapped holes are infused with a special anti seize compound designed to prevent seizure of threaded connections, due to electrolysis from heat, corrosive atmospheres and moisture.

**Crystal Clear Low Iron Class Lens**  
Provided with tempered, impact resistant crystal clear low iron glass ensuring no green glass tinge.

**Optics & LED**  
Precise optic design provides exceptional light control and precise distribution of light.  
LED CRI > 80

**Lumen - Maintenance Life**  
L80 /B10 at 50,000 hours (This means that at least 90% of the LED still achieve 80% of their original flux)


**Rounded and discrete bollard family. Sleek shallow cylindrical heads for single or double-sided exceptional optical performance and minimal footprint.**

A cylindrical shape bollard that complement Jet family designed with downlight distribution with optimal visual comfort through the great glare control fulfilling dark sky criteria. Optional symmetrical and asymmetrical light distributions.

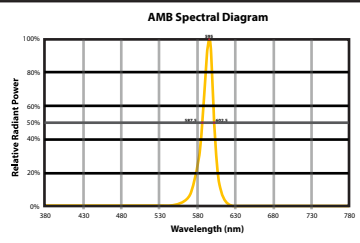
Ideally suited to illuminate walkways, as well as providing decorative light accents in parks and public spaces using high efficiency LEDs The luminaire rated as CLASS I with integral driver. Color temperature 2700K, 3000K, 3500K and 4000K, LED CRI >80.

Die-cast aluminum housing with high corrosion resistance. Extruded aluminum column. Stainless steel fasteners in grade 316. Durable silicone rubber gasket and clear toughened glass. Housing is treated with a chemical chromated protection before powder coating, ensuring high corrosion resistance.

To meet International Dark Sky criteria, 3000k or warmer LEDs must be selected.



### CITY OF FLAGSTAFF & TURTLE FRIENDLY COMPLIANT



# UJE-10572

Jet 57 Cylindrical Single Head Bollard



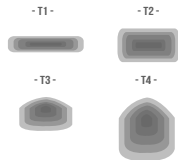
<b>PROJECT</b>	<input type="text"/>	<b>DATE</b>	<input type="text"/>
<b>QUANTITY</b>	<input type="text"/>	<b>TYPE</b>	<input type="text"/>
<b>NOTE</b>	<input type="text"/>		

ORDERING EXAMPLE || UJE - 10572 - 18w - T2 - W30 - 02 - 120/277v - Options

<b>UJE-10572</b>	<input type="text"/>	<input type="text"/>	<input type="text"/>	<input type="text"/>
<b>LAMP</b>	<b>BEAM</b>	<b>LED COLOR</b>	<b>FINISH COLOR</b>	<b>VOLTAGE</b>

18w LED  
2135 Lumens

M - Medium 30°  
W - Wide 55°  
EW - Extra Wide 114°x109°  
T1 - Type I Distribution  
T2 - Type II Distribution  
T3 - Type III Distribution  
T4 - Type IV Distribution  
ME - Type ME Distribution



W27 - 2700K  
W30 - 3000K  
W35 - 3500K  
W40 - 4000K

01 - BLACK RAL 9011  
02 - DARK GREY RAL 7043  
03 - WHITE RAL 9003  
04 - METALLIC SILVER RAL 9006  
05 - MATTE SILVER RAL 9006  
06 - LIGMAN BRONZE  
07 - CUSTOM RAL



120/277v  
Other - Specify

**INSPIRED BY NATURE FINISHES**

SW01 - OAK FINISH  
SW02 - WALNUT FINISH  
SW03 - PINE FINISH  
DF - DOUGLAS FIR FINISH  
CW - CHERRY WOOD FINISH  
NW - NATIONAL WALNUT FINISH  
SU01 - CONCRETE FINISH  
SU02 - SOFTSCAPE FINISH  
SU03 - STONE FINISH  
SU04 - CORTEN FINISH



THERE IS AN ADDITIONAL COST FOR THESE FINISHES

<input type="text"/>	<input type="text"/>	<input type="text"/>
----------------------	----------------------	----------------------

## ADDITIONAL OPTIONS

- NAT - Natatorium Rated
- DIM - 0-10v Dimming
- HGT - Custom Bollard Height
- AMB - Turtle Friendly Amber LED
- LEDSHD-1 - Internal LED Optical Shield



LED SHD-1  
Internal LED Optical Shield

## More Custom Finishes Available Upon Request

Consult factory for pricing and lead times



Example: Inspired by Nature Finish



# Jet Product Family



Jet 31

• UJE-30351-15w-1618lm [ø4"] - Down



Jet 32

• UJE-30371-15w-1618lm [4"x4"] - Down



Jet 33

• UJE-30391-35w-4094lm [ø6.3"] - Down



Jet 34

• UJE-30411-35w-4094lm [6.3"x6.3"] - Down



Jet 35

• UJE-30341-2x15w-2x1618lm [ø4"] - Up/Down



Jet 36

• UJE-30361-2x15w-2x1618lm [4"x4"] - Up/Down



Jet 37

• UJE-30381-2x35w-2x4094lm [ø6.3"] - Up/Down



Jet 38

• UJE-30401-2x35w-2x4094lm [6.3"x6.3"] - Up/Down



Jet 39

• UJE-80031-14w-1618lm [ø4"]



Jet 40

• UJE-80041-15w-1618lm [4"x4"]



Jet 41

• UJE-80051-39w-4094lm [ø6.3"-11.6"]  
• UJE-80052-20w-2284lm [ø6.3"-5.5"]



Jet 42

• UJE-80061-39w-4094lm [6.3"x6.3"-11.6"]  
• UJE-80062-20w-2284lm [6.3"x6.3"-5.5"]



Jet 43

• UJE-95081-14w-1618lm [ø4"]



Jet 44

• UJE-95091-14w-1618lm [4"x4"]



Jet 45

• UJE-95111-39w-4094lm [ø6.3"]



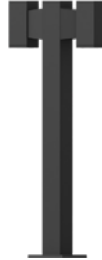
Jet 46

• UJE-95121-39w-4094lm [6.3"x6.3"]



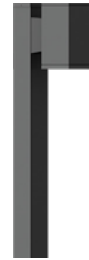
Jet 47

• UJE-10555-15w-1618lm




Jet 48

• UJE-10565-2x15w-2x1618lm



Jet 49

• UJE-20001-35w-4094lm



Jet 50

• UJE-20002-2x35w-2x4094lm



Jet 51

• UJE-10581-2x10w-2x1132lm  
• UJE-10582-2x18w-2x2135lm  
• UJE-10583-2x15w-2x1191lm



Jet 52

• UJE-30413-33w RGBW-1429lm [6.3"x6.3"] - Down



Jet 53

• UJE-30383-2x33w RGBW-2x1429lm [ø6.3"] - Up/Down



Jet 54

• UJE-30403-2x33w RGBW-2x1429lm [6.3"x6.3"] - Up/Down



Jet 57

• UJE-10571-10w-1132lm  
• UJE-10572-18w-2135lm  
• UJE-10573-15w-1191lm



Jet 58

• UJE-10581-2x10w-2x1132lm  
• UJE-10582-2x18w-2x2135lm  
• UJE-10583-2x15w-2x1191lm