

UFRA-10001

Frame 1 Bollard

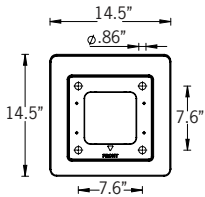
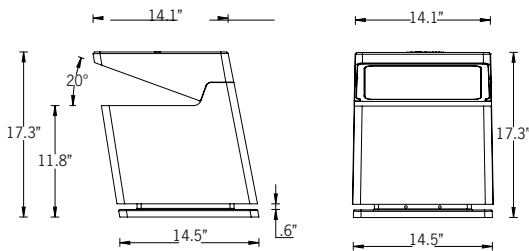


36w LED 479 Lumens

IP67 • Suitable For Wet Locations

IK10 • Impact Resistant Housing (Vandal Resistant)

Weight 60 lbs



Anchor Bolt Base Mounting Detail

Construction

Aluminum Casting

Less than 0.1% copper content – Marine Grade 6060 extruded & LM6 Aluminum High Pressure die casting provides excellent mechanical strength, clean detailed product lines and excellent heat dissipation.

Pre paint

8 step degrease and phosphate process that includes deoxidizing and etching as well as a zinc and nickel phosphate process before product painting.

Memory Retentive -Silicon Gasket

Provided with special injection molded "fit for purpose" long life high temperature memory retentive silicon gaskets. Maintains the gaskets exact profile and seal over years of use and compression.

Thermal management

LM6 Aluminum is used for its excellent mechanical strength and thermal dissipation properties in low and high ambient temperatures. The superior thermal heat sink design by Ligman used in conjunction with the driver, controls thermals below critical temperature range to ensure maximum luminous flux output, as well as providing long LED service life and ensuring less than 10% lumen depreciation at 50,000 hours.

BUG Rating

B0 - U2 - G1

Surge Suppression

Standard 10kv surge suppressor provided with all fixtures.

Finishing.

All Ligman products go through an extensive finishing process that includes fettling to improve paint adherence.

Paint

UV Stabilized 4.9mil thick powder coat paint and baked at 200 Deg C. This process ensures that Ligman products can withstand harsh environments. Rated for use in natatoriums.

Inspired by Nature Finishes

The Inspired by nature Finishing is a unique system of decorative powder coating. Our metal decoration process can easily transform the appearance of metal or aluminum product into a wood grain finish.

This patented technology enables the simulation of wood grain, and even marble or granite finish through the use of decorative powder coating.

The wood grain finish is so realistic that it's almost undistinguishable from real wood, even from a close visual inspection. The system of coating permeates the entire thickness of the coat and as a result, the coating cannot be removed by normal rubbing, chipping, or scratching.

The Coating Process

After pre-treatment the prepared parts are powder coated with a specially formulated polyurethane powder. This powder provides protection against wear, abrasion, impact and corrosion and acts as the relief base color for the finalized metal decoration.

The component is then wrapped with a sheet of non-porous film with the selected decoration pattern printed on it using special high temperature inks.

This printed film transfer is vacuum-sealed to the surface for a complete thermo print and then transferred into a customized oven. The oven transforms the ink into different forms within the paint layer before it becomes solid. Finally, the film is removed, and a vivid timber look on aluminum remains.

Wood grain coating can create beautiful wood-looking products of any sort. There are over 300 combinations of designs currently in use. Wood grains can be made with different colors, designs, etc.

Our powder coatings are certified for indoor and outdoor applications and are backed by a comprehensive warranty. These coatings rise to the highest conceivable standard of performance excellence and design innovation.

Added Benefits

- Resistance to salt-acid room, accelerated aging
- Boiling water, lime and condensed water resistant
- Anti-Graffiti, Anti-Slip, Anti-Microbial, Anti-Scratch
- Super durable (UV resistant)
- TGIC free (non-toxic)

Hardware

Provided Hardware is Marine grade 316 Stainless steel.

Anti Seize Screw Holes

Tapped holes are infused with a special anti seize compound designed to prevent seizure of threaded connections, due to electrolysis from heat, corrosive atmospheres and moisture.

Crystal Clear Low Iron Glass Lens

Provided with tempered, impact resistant crystal clear low iron glass ensuring no green glass tinge.

Optics & LED

Precise optic design provides exceptional light control and precise distribution of light. LED CRI > 80

Lumen - Maintenance Life

L80 /B10 at 50,000 hours (This means that at least 90% of the LED still achieve 80% of their original flux)

Stylish signature seating bollard with numerous combination options for finishes and lighting. Combine your luminaire and seating needs into one piece of contemporary urban lighting furniture.

This modern bollard is ideal for providing light, as well as seating at commercial building entrances, parks, recreational areas, as well as schools and universities.

This robust luminaire provides ambient light in the evenings as well as functional seating.

The luminaire has an incorporated LED band at the base of the bollard that provides a decorative glow and can be ordered with static white, or color changing RGBW (UFRA-10021).

Aside from Ligman's standard color options, these luminaires can be produced in various custom finishes, as well as the option of having the top and bottom sections in different colors to match corporate or school/university colors.

This range of rectangular bollards, with regressed LEDs provides excellent glare control.

Color temperature 2700K, 3000K, 3500K and 4000K, LED CRI >80 and lifetime 50,000 Hours.

Low copper content die-cast aluminum housing with a high corrosion resistance.

This fixture is supplied completely wired with powercord and waterproof gland from the driver enclosure to the base of the column to ensure quick trouble-free installation.

This bollard is designed to support a +/-330lb static load.



UFRA-10001

Frame 1 Bollard

PROJECT		DATE	
----------------	--	-------------	--

QUANTITY		TYPE		NOTE	
-----------------	--	-------------	--	-------------	--

ORDERING EXAMPLE || UFRA-10001 - 36w - W30 - 02 - 120/277V

UFRA-10001					
LAMP	LED COLOR	FINISH COLOR (TOP)	FINISH COLOR (BOTTOM)	VOLTAGE	
36w LED 479 Lumens	W27 - 2700K W30 - 3000K W35 - 3500K W40 - 4000K	01 - BLACK RAL 9011 02 - DARK GREY RAL 7043 03 - WHITE RAL 9003 04 - METALLIC SILVER RAL 9006 05 - MATTE SILVER RAL 9006 06 - LIGMAN BRONZE 07 - CUSTOM RAL	01 - BLACK RAL 9011 02 - DARK GREY RAL 7043 03 - WHITE RAL 9003 04 - METALLIC SILVER RAL 9006 05 - MATTE SILVER RAL 9006 06 - LIGMAN BRONZE 07 - CUSTOM RAL	120/277v Other - Specify	

--	--

ADDITIONAL OPTIONS

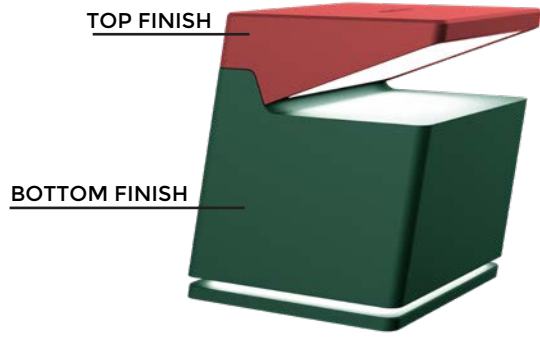
- DIM - 0-10v Dimming
- NAT - Natatorium Rated
- A92391-US - Power Plug & USB-C Outlet



A92391-US
Power Plug & USB-C Outlet

INSPIRED BY NATURE FINISHES		INSPIRED BY NATURE FINISHES	
SW01 - OAK FINISH		SW01 - OAK FINISH	
SW02 - WALNUT FINISH		SW02 - WALNUT FINISH	
SW03- PINE FINISH		SW03- PINE FINISH	
DF - DOUGLAS FIR FINISH		DF - DOUGLAS FIR FINISH	
CW - CHERRY WOOD FINISH		CW - CHERRY WOOD FINISH	
NW - NATIONAL WALNUT FINISH		NW - NATIONAL WALNUT FINISH	
SU01 - CONCRETE FINISH		SU01 - CONCRETE FINISH	
SU02 - SOFTSCAPE FINISH		SU02 - SOFTSCAPE FINISH	
SU03 - STONE FINISH		SU03 - STONE FINISH	
SU04 - CORTEN FINISH		SU04 - CORTEN FINISH	

THERE IS AN ADDITIONAL COST FOR THESE FINISHES



EXAMPLE OF TWO-TONE CUSTOM COLOR BOLLARD

More Custom Finishes Available Upon Request

Consult factory for pricing and lead times

Oak	Walnut	Pine	Cherry	Chestnut	Mahogany	Beech	Bamboo	Birch	Carbon	Galvanized	Steel



Example: Inspired by Nature Finish



Frame Product Family



Frame 1

- UFRA-10001-36w-479lm
- UFRA-10001-RGBW-41w RGBW-441lm

FINISH COLOR RAL CHART (PLEASE CONSULT FACTORY FOR PRICING & LEAD TIMES, COLOR NOT LIMITED TO CHART)

Green Beige RAL 1000 Smooth	Oyster White RAL 1013 Smooth	Light Ivory RAL 1015 Smooth	Yellow RAL 1021 Smooth	Pearl Beige RAL 1035 Smooth	Purple Red RAL 3004 Smooth	Traffic Red RAL 3020 Smooth	Ultramarine RAL 5002 Smooth	Moss Green RAL 6005 Textured	Black Olive RAL 6015 Textured	Turquoise Gn RAL 6016 Smooth
Olive Drab RAL 6022 Textured	Squirrel Grey RAL 7000 Smooth	Silver Grey RAL 7001 Smooth	Mouse Grey RAL 7005 Smooth	Iron Grey RAL 7011 Smooth	Slate Grey RAL 7015 Smooth	Anthracite RAL 7016 Smooth /Textured	Black Grey RAL 7021 Textured	Umbra Grey RAL 7022 Smooth	Graphite RAL 7024 Smooth	Granite Grey RAL 7026 Smooth
Blue Grey RAL 7031 Smooth	Pebble Grey RAL 7032 Smooth	Light Grey RAL 7035 Textured	Platinum RAL 7036 Smooth	Dusty Grey RAL 7037 Smooth /Textured	Window Grey RAL 7040 Smooth	Traffic Grey RAL 7042 Textured	Traffic Grey B RAL 7043 Smooth	Telegrey RAL 7045 Smooth	Pearl Grey RAL 7048 Smooth /Textured	Clay Brown RAL 8003 Smooth
Copper Brown RAL 8004 Textured	Chestnut RAL 8015 Smooth	Chocolate RAL 8017 Smooth	Grey Brown RAL 8019 Smooth	Terra Brown RAL 8028 Textured	Cream RAL 9001 Smooth	Grey White RAL 9002 Textured	Signal Black RAL 9004 Smooth /Textured	Jet Black RAL 9005 Smooth /Textured	Grey Aluminum RAL 9007 Smooth	Pure White RAL 9010 Smooth
Graphite Black RAL 9011 Textured	Traffic White RAL 9016 Smooth	Pearl Light Grey RAL 9022 Textured								

