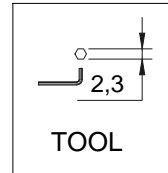
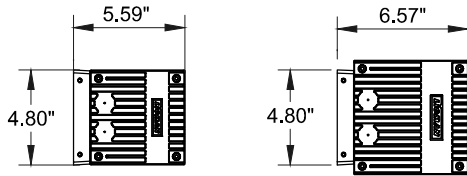


INSTALLATION AND SERVICE MANUAL

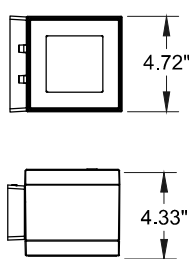
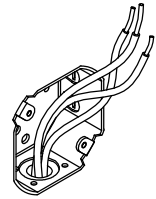
For Installation of Lador 7, 8 wall light LED.
Model. ULD-30021 , ULD-30031

Product drawing (dimensions) SUITABLE FOR WET LOCATIONS

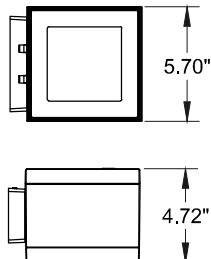


NOTE

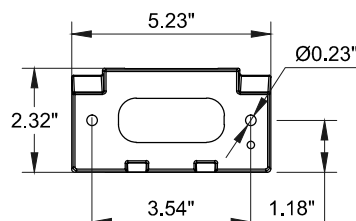
Mounts over
a 3" Octagonal
Junction box.



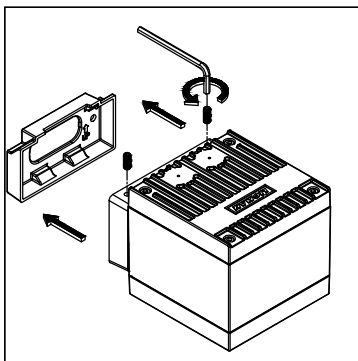
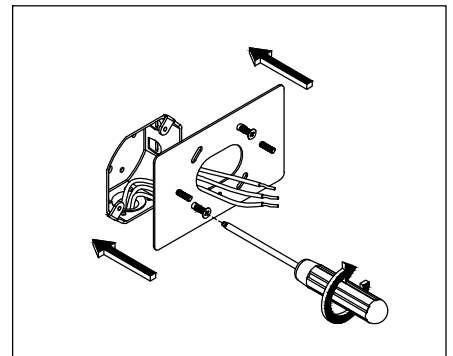
ULD-30021



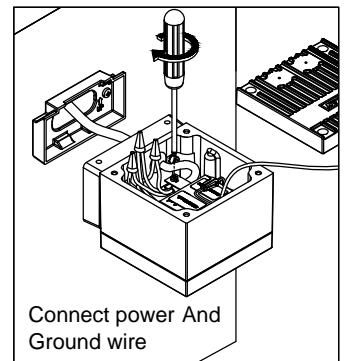
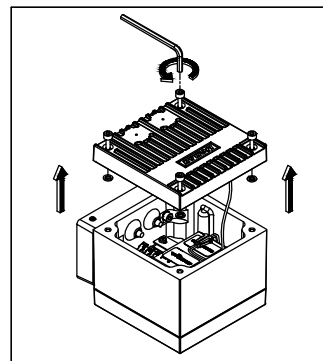
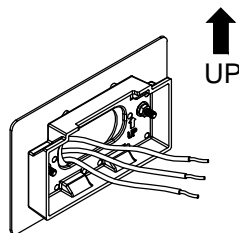
ULD-30031



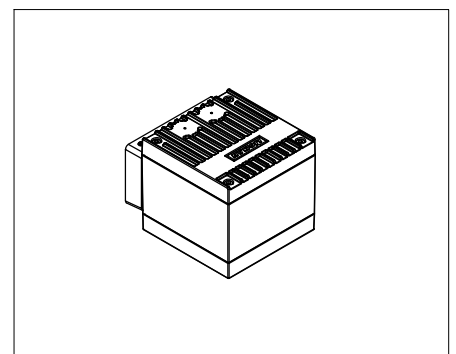
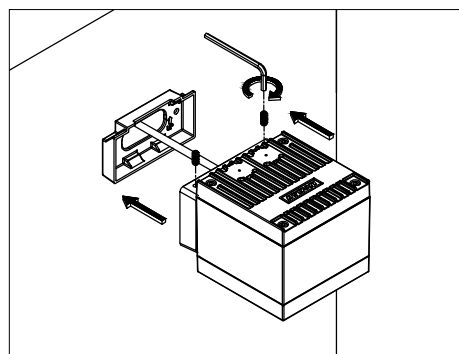
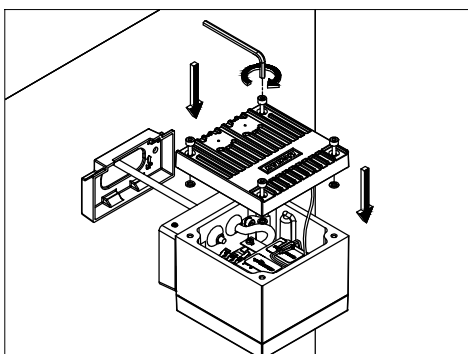
MOUNTING DETAIL



Center the Back Plate over the
J Box and Secure the back plate
to the wall



Connect power And
Ground wire



Notice to installer :

- 1.WIRING INSTRUCTIONS** Warning : RISK OF FIRE AND ELECTRICAL SHOCK. : FIXTURE MUST BE INSTALLED BY A QUALIFIED ELECTRICIAN ONLY>FIXTURE IS INTENDED FOR INSTALLATION IN ACCORDANCE WITH THE NATIONAL ELECTRICAL CODE, LOCAL AND FEDERAL CODE SPECIFICATIONS. DISCONNECT POWER BEFORE SERVICING.
- 2.This fixture has a VOLTAGE SPECIFIC BALLAST**,Check that the supply voltage is the same as the installed ballast voltage.

Ligman Lighting USA

7144 NE Progress Court, Hillsboro
Oregon, 97124, USA
Tel : 503 645 0500 | Fax : 503 645 8100

www.ligmanlightingusa.com