



Construction

Aluminum
Less than 0.1% copper content – Marine Grade 6060 extruded & LM6 Aluminum High Pressure die casting provides excellent mechanical strength, clean detailed product lines and excellent heat dissipation.

Pre paint
8 step degrease and phosphate process that includes deoxidizing and etching as well as a zinc and nickel phosphate process before product painting.

Memory Retentive -Silicon Gasket
Provided with special injection molded "fit for purpose" long life high temperature memory retentive silicon gaskets. Maintains the gaskets exact profile and seal over years of use and compression.

Thermal management
LM6 Aluminum is used for its excellent mechanical strength and thermal dissipation properties in low and high ambient temperatures. The superior thermal heat sink design by Ligman used in conjunction with the driver, controls thermals below critical temperature range to ensure maximum luminous flux output, as well as providing long LED service life and ensuring less than 10% lumen depreciation at 50,000 hours.

Surge Suppression
Standard 10kv surge suppressor provided with all fixtures.

BUG Rating
B1 - U0 - G0 [E, M, N/W30, W, VW]
B2 - U0 - G0 [N/W40]

Finishing
All Ligman products go through an extensive finishing process that includes fettling to improve paint adherence.

Paint
UV Stabilized 4.9Mil thick powder coat paint and baked at 200 Deg C. This process ensures that Ligman products can withstand harsh environments. Rated for use in natatoriums.

Inspired by Nature Finishes
The Inspired by nature Finishing is a unique system of decorative powder coating. Our metal decoration process can easily transform the appearance of metal or aluminum product into a wood grain finish.

This patented technology enables the simulation of wood grain, and even marble or granite finish through the use of decorative powder coating.

The wood grain finish is so realistic that it's almost undistinguishable from real wood, even from a close visual inspection. The system of coating permeates the entire thickness of the coat and as a result, the coating cannot be removed by normal rubbing, chipping, or scratching.

The Coating Process
After pre-treatment the prepared parts are powder coated with a specially formulated polyurethane powder. This powder provides protection against wear, abrasion, impact and corrosion and acts as the relief base color for the finalized metal decoration.

The component is then wrapped with a sheet of non-porous film with the selected decoration pattern printed on it using special high temperature inks.

This printed film transfer is vacuum-sealed to the surface for a complete thermo print and then transferred into a customized oven. The oven transforms the ink into different forms within the paint layer before it becomes solid. Finally, the film is removed, and a vivid timber look on aluminum remains.

Wood grain coating can create beautiful wood-looking products of any sort. There are over 300 combinations of designs currently in use. Wood grains can be made with different colors, designs, etc.

Our powder coatings are certified for indoor and outdoor applications and are backed by a comprehensive warranty. These coatings rise to the highest conceivable standard of performance excellence and design innovation.

- Added Benefits**
- Resistance to salt-acid room, accelerated aging
 - Boiling water, lime and condensed water resistant
 - Anti-Graffiti, Anti-Slip, Anti-Microbial, Anti-Scratch
 - Super durable (UV resistant)
 - TGIC free (non-toxic)

Hardware
Provided Hardware is Marine grade 316 Stainless steel.

Anti Seize Screw Holes
Tapped holes are infused with a special anti seize compound designed to prevent seizure of threaded connections, due to electrolysis from heat, corrosive atmospheres and moisture.

Crystal Clear Low Iron Glass Lens
Provided with tempered, impact resistant crystal clear low iron glass ensuring no green glass tinge.

Optics & LED
Precise optic design provides exceptional light control and precise distribution of light. LED CRI > 80

Lumen - Maintenance Life
L80 /B10 at 50,000 hours (This means that at least 90% of the LED still achieve 80% of their original flux)

Square surface wall-mounted architectural range. Four sizes of square artistic precision with wide range of beam distributions.

A range of square outdoor IP66 wall sconce that meets both aesthetic and functional applications. This cubic wall sconce range is available with 4 different sizes, starting with a small 2.4" square profile at 3w, and increases proportionately to 3" at 11w, 4.5" at 21w and 5.5" square at 40w. This glare free luminaire is available in Narrow beam, Medium, Wide, Very Wide and Elliptical beam patterns.

This luminaire is engineered to meet harsh outdoor environments, as well as being able to be used as a decorative indoor product.

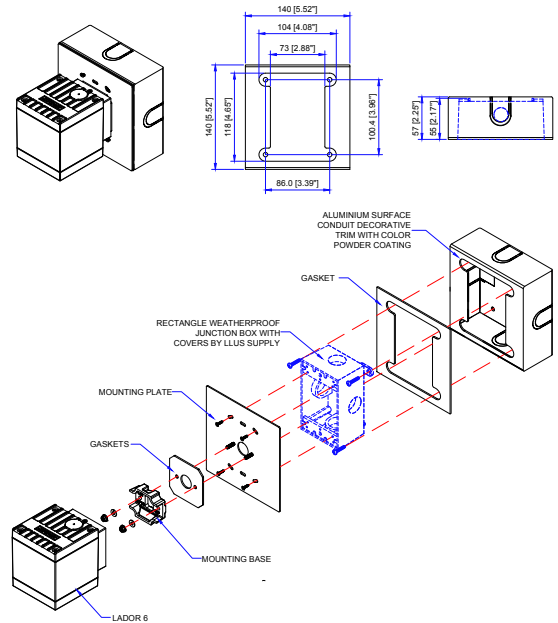
The Lador is provided with an integral driver and has accessories that include; dichroic color filters, linear spread lens, honeycomb louvers and anti-glare visors.

The Lador product family consists of; floodlights, wall sconces, ceiling mounted squares and cluster column event poles.

This luminaire is available with a natatorium rated coating.

To meet International Dark Sky criteria, 3000k or warmer LEDs must be selected and luminaire fix mounted (+/- 15° allowable to permit leveling).

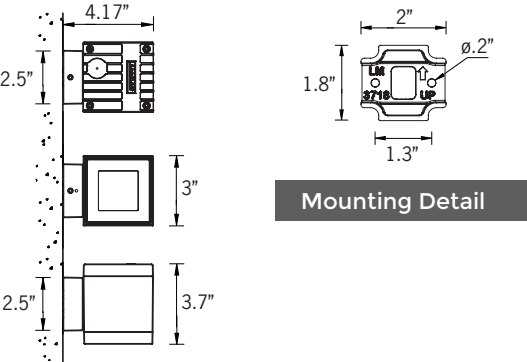
Additional Options (Consult Factory For Pricing)



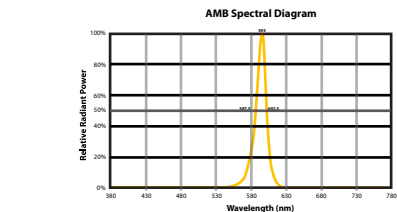
SCBT Surface Conduit Box Trim

NOTE: This trim covers a shallow single gang, surface mount junction box (Provided by contractor)
Example: Hubbell - 5322-0 - 1-Gang Weatherproof Box, Five 1/2" in. Threaded Outlets - or - 5332-0 - 1-Gang Weatherproof Box, Five 3/4 in. Threaded Outlets

11w LED 904 Lumens
IP66 • Suitable For Wet Locations
IK08 • Impact Resistant (Vandal Resistant)
Weight 2.4 lbs



CITY OF FLAGSTAFF & TURTLE FRIENDLY COMPLIANT



Narrow-Spectrum Amber LEDs
Peak wavelength between 585 & 595 nanometers and a full width of 50% power no greater than 15 nanometers.



ULD-30011

Lador 6 Surface

PROJECT		DATE	
----------------	--	-------------	--

QUANTITY		TYPE		NOTE	
-----------------	--	-------------	--	-------------	--

ORDERING EXAMPLE || ULD - 30011 - 11w - M - W30 - 02 - 120/277v - Options

ULD-30011					
LAMP	BEAM	LED COLOR	FINISH COLOR	VOLTAGE	
11w LED 904 Lumens	N - Narrow 11° M - Medium 18° W - Wide 31° VW - Very Wide 66° E - Elliptical 12° x 42°	W27 - 2700K W30 - 3000K W35 - 3500K W40 - 4000K	01 - BLACK RAL 9011 02 - DARK GREY RAL 7043 03 - WHITE RAL 9003 04 - METALLIC SILVER RAL 9006 05 - MATTE SILVER RAL 9006 06 - LIGMAN BRONZE 07 - CUSTOM RAL	120/277v Other - Specify	

--	--	--


ADDITIONAL OPTIONS

- NAT - Natatorium Rated
- F - Frosted Lens
- A51921 - Honeycomb Louvre
- A51214 - Linear Spread Lens
- A52931 - Anti Glare Visor
- SCBT - Surface Conduit Box Trim

- COLOR DICHROIC FILTERS**
- RD - Red Lens
 - BL - Blue Lens
 - AM - Amber Lens
 - GR - Green Lens

- INSPIRED BY NATURE FINISHES**
- SW01 - OAK FINISH
 - SW02 - WALNUT FINISH
 - SW03 - PINE FINISH
 - DF - DOUGLAS FIR FINISH
 - CW - CHERRY WOOD FINISH
 - NW - NATIONAL WALNUT FINISH
 - SU01 - CONCRETE FINISH
 - SU02 - SOFTSCAPE FINISH
 - SU03 - STONE FINISH
 - SU04 - CORTEN FINISH

THERE IS AN ADDITIONAL COST FOR THESE FINISHES



A51214
Linear Spread

A51921
Honeycomb
Louvre

A52931
Anti Glare Visor

More Custom Finishes Available Upon Request

Consult factory for pricing and lead times



Lador Product Family



Lador 1

- ULD-50001-3w-222lm
- ULD-50002-4w RGBW-170lm



Lador 2

- ULD-50011-11w-904lm
- ULD-50012-10w RGBW-520lm



Lador 3

- ULD-50021-21w-1975lm
- ULD-50022-22w RGBW-1133lm



Lador 4

- ULD-50031-39w-3568lm
- ULD-50032-28w RGBW-1600lm



Lador 5/50

- ULD-30001-3w-222lm
- ULD-30041-4w RGBW-170lm



Lador 6/51

- ULD-30011-11w-904lm
- ULD-30051-10w RGBW-520lm



Lador 7/52

- ULD-30021-11w-904lm
- ULD-30061-22w RGBW-1133lm



Lador 8/53

- ULD-30031-39w-3568lm
- ULD-30071-28w RGBW-1600lm



Lador 9/32

- ULD-80001-3w-222lm
- ULD-80041-4w RGBW-170lm



Lador 10/33

- ULD-80011-11w-904lm
- ULD-80051-10w RGBW-520lm



Lador 11/34

- ULD-80021-21w-1975lm
- ULD-80061-22w RGBW-1133lm



Lador 12/35

- ULD-80031-39w-3568lm
- ULD-80071-28w RGBW-1600lm



Lador 13/14/15

- ULD-20011-4x21w-4x1975lm [13']
- ULD-20021-4x39w-4x3568lm [13']
- ULD-20012-4x21w-4x1975lm [19.6']
- ULD-20022-4x39w-4x3568lm [19.6']
- ULD-20011-4x21w-4x1975lm [26.2']
- ULD-20011-4x39w-4x3568lm [26.2']



Lador 1 TKM

- ULD-50041-3w-222lm



Lador 2 TKM

- ULD-50051-11w-904lm



Lador 3 TKM

- ULD-50061-21w-1975lm



Lador 4 TKM

- ULD-50071-39w-3568lm



Lador 20/42

- ULD-50081-3w-222lm
- ULD-50201-4w RGBW-170lm



Lador 21/43

- ULD-50091-11w-904lm
- ULD-50211-10w-520lm



Lador 22/44

- ULD-50101-21w-1975lm
- ULD-50221-22w RGBW-1133lm



Lador 23

- ULD-50111-39w-3568lm
- ULD-50231-28w RGBW-1600lm



Lador 36/38/40

- ULD-20031-4x22w RGBW-4x1133lm [13']
- ULD-20051-4x22w RGBW-4x1133lm [19.6']
- ULD-20071-4x22w RGBW-4x1133lm [26.2']



Lador 37/39/41

- ULD-20041-4x28w RGBW-4x1600lm [13']
- ULD-20061-4x28w RGBW-4x1600lm [19.6']
- ULD-20081-4x28w RGBW-4x1600lm [26.2']