

# ULD-80011

## Lador 10 Ceiling Downlight



### Construction

**Aluminum**  
Less than 0.1% copper content - Marine Grade 6060 extruded & LM6 Aluminum High Pressure die casting provides excellent mechanical strength, clean detailed product lines and excellent heat dissipation.

**Pre paint**  
8 step degrease and phosphate process that includes deoxidizing and etching as well as a zinc and nickel phosphate process before product painting.

**Memory Retentive -Silicon Gasket**  
Provided with special injection molded "fit for purpose" long life high temperature memory retentive silicon gaskets. Maintains the gaskets exact profile and seal over years of use and compression.

**Thermal management**  
LM6 Aluminum is used for its excellent mechanical strength and thermal dissipation properties in low and high ambient temperatures. The superior thermal heat sink design by Ligman used in conjunction with the driver, controls thermals below critical temperature range to ensure maximum luminous flux output, as well as providing long LED service life and ensuring less than 10% lumen depreciation at 50,000 hours.

**Surge Suppression**  
Standard 10kv surge suppressor provided with all fixtures.

**BUG Rating**  
B1 - U1 - G0

**Finishing**  
All Ligman products go through an extensive finishing process that includes fettling to improve paint adherence.

**Paint**  
UV Stabilized 4.9Mil thick powder coat paint and baked at 200 Deg C. This process ensures that Ligman products can withstand harsh environments. Rated for use in natatoriums.

**Inspired by Nature Finishes**  
The Inspired by nature Finishing is a unique system of decorative powder coating. Our metal decoration process can easily transform the appearance of metal or aluminum product into a wood grain finish.

This patented technology enables the simulation of wood grain, and even marble or granite finish through the use of decorative powder coating.

The wood grain finish is so realistic that it's almost undistinguishable from real wood, even from a close visual inspection. The system of coating permeates the entire thickness of the coat and as a result, the coating cannot be removed by normal rubbing, chipping, or scratching.

**The Coating Process**  
After pre-treatment the prepared parts are powder coated with a specially formulated polyurethane powder. This powder provides protection against wear, abrasion, impact and corrosion and acts as the relief base color for the finalized metal decoration.

The component is then wrapped with a sheet of non-porous film with the selected decoration pattern printed on it using special high temperature inks.

This printed film transfer is vacuum-sealed to the surface for a complete thermo print and then transferred into a customized oven. The oven transforms the ink into different forms within the paint layer before it becomes solid. Finally, the film is removed, and a vivid timber look on aluminum remains.

Wood grain coating can create beautiful wood-looking products of any sort. There are over 300 combinations of designs currently in use. Wood grains can be made with different colors, designs, etc.

Our powder coatings are certified for indoor and outdoor applications and are backed by a comprehensive warranty. These coatings rise to the highest conceivable standard of performance excellence and design innovation.

- Added Benefits**
- Resistance to salt-acid room, accelerated aging
  - Boiling water, lime and condensed water resistant
  - Anti-Graffiti, Anti-Slip, Anti-Microbial, Anti-Scratch
  - Super durable (UV resistant)
  - TGIC free (non-toxic)

**Hardware**  
Provided Hardware is Marine grade 316 Stainless steel.

**Anti Seize Screw Holes**  
Tapped holes are infused with a special anti seize compound designed to prevent seizure of threaded connections, due to electrolysis from heat, corrosive atmospheres and moisture.

**Crystal Clear Low Iron Glass Lens**  
Provided with tempered, impact resistant crystal clear low iron glass ensuring no green glass tinge.

**Optics & LED**  
Precise optic design provides exceptional light control and precise distribution of light. LED CRI > 80

**Lumen - Maintenance Life**  
L80 /B10 at 50,000 hours (This means that at least 90% of the LED still achieve 80% of their original flux)

### Square surface ceiling-mounted architectural range. Four sizes of square artistic precision with wide range of beam distributions.

A range of square outdoor IP66 surface downlight that meets both aesthetic and functional applications. This cubic downlight range is available with 4 different sizes, starting with a small 2.4" square profile at 3w, and increases proportionately to 3" at 11w, 4.5" at 21w and 5.5" square at 40w. This glare free luminaire is available in Narrow 10° beam, Medium 19°, Wide 33°, Very Wide 71° and Elliptical 41°x14° beam patterns.

This luminaire is engineered to meet harsh outdoor environments, as well as being able to be used as a decorative indoor product.

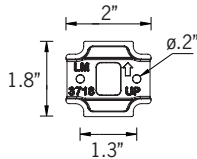
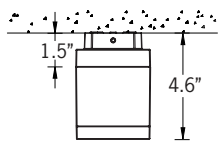
The Lador is provided with an integral driver and has accessories that include; dichroic color filters, linear spread lens, honeycomb louvres and anti-glare visors.

The Lador product family consists of; floodlights, wall sconces, ceiling mounted squares and cluster column event poles.

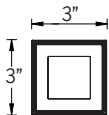
This luminaire is available with a natatorium rated coating.

To meet International Dark Sky criteria, 3000k or warmer LEDs must be selected.

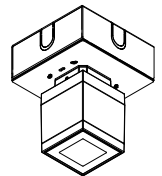
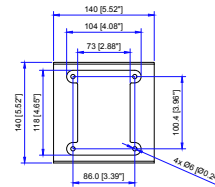
11w LED 904 Lumens  
IP65 • Suitable For Wet Locations  
IK07 • Impact Resistant (Vandal Resistant)  
Weight 2.4 lbs



### Mounting Detail



### Additional Options (Consult Factory For Pricing)



### SCBT Surface Conduit Box Trim

NOTE: This trim covers a shallow single gang, surface mount junction box [Provided by contractor]  
Example: Hubbell - 5322-0 - 1-Gang Weatherproof Box, Five 1/2" in. Threaded Outlets - or 5332-0 - 1-Gang Weatherproof Box, Five 3/4 in. Threaded Outlets

# ULD-80011

## Lador 10 Ceiling Downlight

|                |                      |             |                      |
|----------------|----------------------|-------------|----------------------|
| <b>PROJECT</b> | <input type="text"/> | <b>DATE</b> | <input type="text"/> |
|----------------|----------------------|-------------|----------------------|

|                 |                      |             |                      |             |                      |
|-----------------|----------------------|-------------|----------------------|-------------|----------------------|
| <b>QUANTITY</b> | <input type="text"/> | <b>TYPE</b> | <input type="text"/> | <b>NOTE</b> | <input type="text"/> |
|-----------------|----------------------|-------------|----------------------|-------------|----------------------|

ORDERING EXAMPLE || ULD - 80011 - 11w - M - W30 - 02 - 120/277v - Options

|                  |                      |                      |                      |                      |                      |
|------------------|----------------------|----------------------|----------------------|----------------------|----------------------|
| <b>ULD-80011</b> | <input type="text"/> | <input type="text"/> | <input type="text"/> | <input type="text"/> | <input type="text"/> |
|                  | <b>LAMP</b>          | <b>BEAM</b>          | <b>LED COLOR</b>     | <b>FINISH COLOR</b>  | <b>VOLTAGE</b>       |

11w LED  
904 Lumens

N - Narrow 10°  
M - Medium 19°  
W - Wide 33°  
VW - Very Wide 71°  
E - Elliptical 41° x 14°

W27 - 2700K   
W30 - 3000K   
W35 - 3500K  
W40 - 4000K

01 - BLACK RAL 9011  
02 - DARK GREY RAL 7043  
03 - WHITE RAL 9003  
04 - METALLIC SILVER RAL 9006  
05 - MATTE SILVER RAL 9006  
06 - LIGMAN BRONZE  
07 - CUSTOM RAL



120/277v  
Other - Specify

**INSPIRED BY NATURE FINISHES**

SW01 - OAK FINISH  
SW02 - WALNUT FINISH  
SW03 - PINE FINISH  
DF - DOUGLAS FIR FINISH  
CW - CHERRY WOOD FINISH  
NW - NATIONAL WALNUT FINISH  
SU01 - CONCRETE FINISH  
SU02 - SOFTSCAPE FINISH  
SU03 - STONE FINISH  
SU04 - CORTEN FINISH



THERE IS AN ADDITIONAL COST FOR THESE FINISHES

|                      |                      |                      |
|----------------------|----------------------|----------------------|
| <input type="text"/> | <input type="text"/> | <input type="text"/> |
|----------------------|----------------------|----------------------|

### ADDITIONAL OPTIONS

NAT - Natatorium Rated

F - Frosted Lens

AMB - Turtle Friendly Amber LED

SCBT - Surface Conduit Box Trim

### More Custom Finishes Available Upon Request

Consult factory for pricing and lead times



# Lador Product Family



Lador 1

- ULD-50001-3w-222lm
- ULD-50001-RGBW-6w RGBW-253lm



Lador 2

- ULD-50011-11w-904lm
- ULD-50011-RGBW-13w RGBW-568lm



Lador 3

- ULD-50021-21w-1975lm
- ULD-50021-RGBW-18w RGBW-1016lm



Lador 4

- ULD-50031-39w-3568lm
- ULD-50031-RGBW-36w RGBW-1929lm



Lador 5/50

- ULD-30001-3w-222lm
- ULD-30001-RGBW-4w RGBW-170lm



Lador 6/51

- ULD-30011-11w-904lm
- ULD-30011-RGBW-10w RGBW-520lm



Lador 7/52

- ULD-30021-11w-1975lm
- ULD-30021-RGBW-22w RGBW-1133lm



Lador 8/53

- ULD-30031-39w-3568lm
- ULD-30031-RGBW-28w RGBW-1600lm



Lador 9/32

- ULD-80001-3w-222lm
- ULD-80001-RGBW-4w RGBW-170lm



Lador 10/33

- ULD-80011-11w-904lm
- ULD-80011-RGBW-10w RGBW-520lm



Lador 11/34

- ULD-80021-21w-1975lm
- ULD-80021-RGBW-22w RGBW-1133lm



Lador 12/35

- ULD-80031-39w-3568lm
- ULD-80031-RGBW-28w RGBW-1600lm



Lador 13/14/15

- ULD-20011-4x21w-4x1975lm [13']
- ULD-20021-4x39w-4x3568lm [13']
- ULD-20012-4x21w-4x1975lm [19.6']
- ULD-20022-4x39w-4x3568lm [19.6']
- ULD-20011-4x21w-4x1975lm [26.2']
- ULD-20011-4x39w-4x3568lm [26.2']



Lador 1 TKM

- ULD-50041-3w-222lm



Lador 2 TKM

- ULD-50051-11w-904lm



Lador 3 TKM

- ULD-50061-21w-1975lm



Lador 4 TKM

- ULD-50071-39w-3568lm



Lador 20/42

- ULD-50081-3w-222lm
- ULD-50081-RGBW-4w RGBW-170lm



Lador 21/43

- ULD-50091-11w-904lm
- ULD-50091-RGBW-10w-520lm



Lador 22/44

- ULD-50101-21w-1975lm
- ULD-50101-RGBW-22w RGBW-1133lm



Lador 23

- ULD-50111-39w-3568lm
- ULD-50111-RGBW-28w RGBW-1600lm