

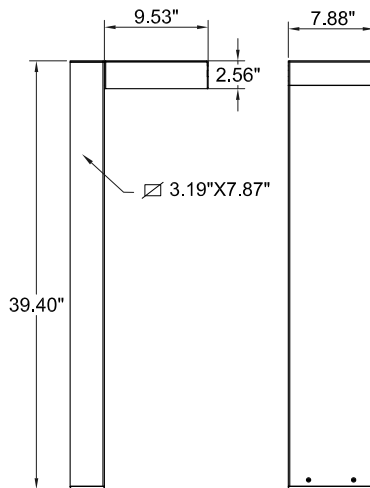
INSTALLATION AND SERVICE MANUAL



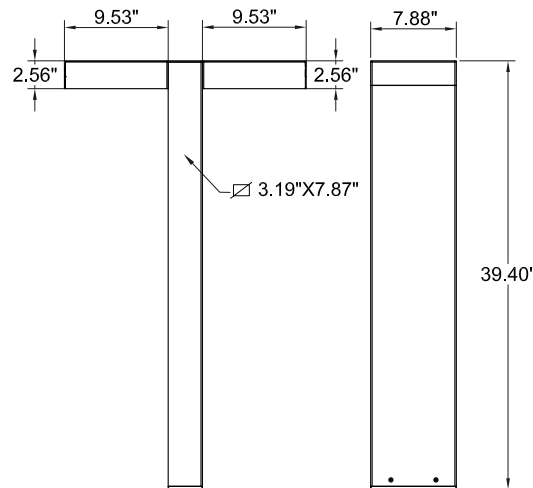
For installation of Light Linear PT One Side and Two Side Bollard.
Model. ULI-10021-10022 ULI-10031-10032.

Product drawing (dimensions)

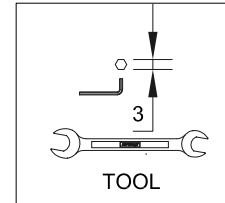
SUITABLE FOR WET LOCATIONS



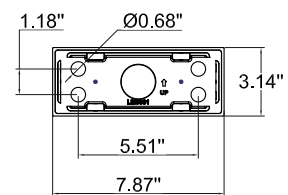
ULI-10021-10022



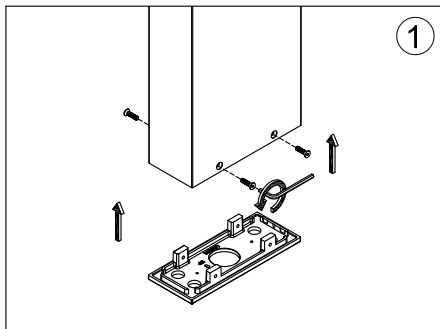
ULI-10031-10032



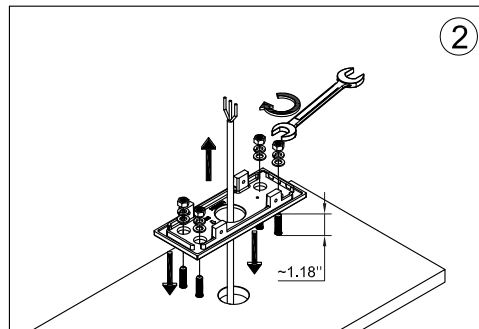
TOOL



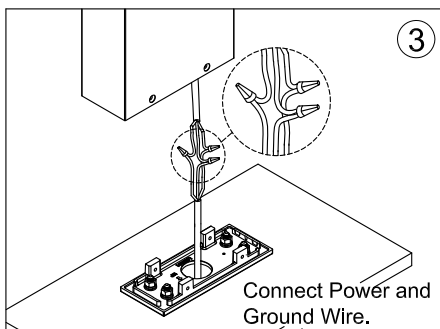
MOUNTING DETAIL



①

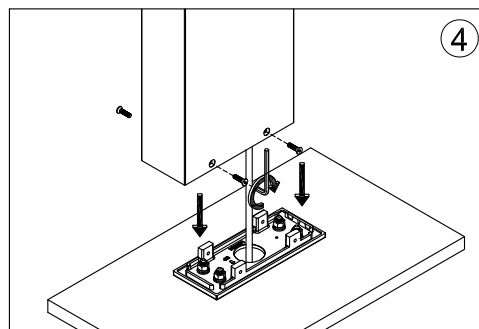


②

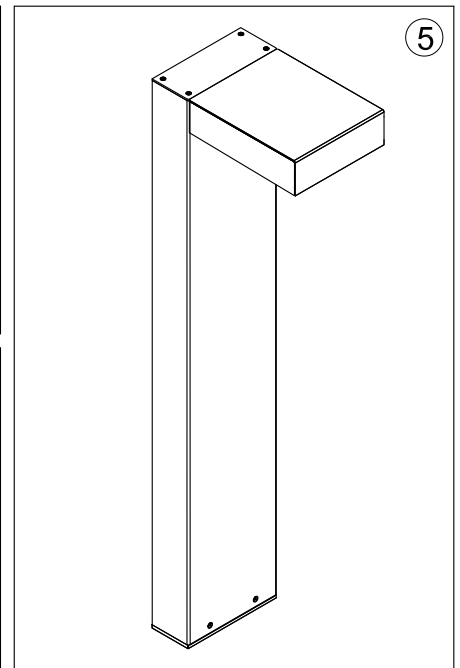


③

Connect Power and Ground Wire.



④



⑤

Notice to installer :

1. **WIRING INSTRUCTIONS** Warning : RISK OF FIRE AND ELECTRICAL SHOCK. : FIXTURE MUST BE INSTALLED BY A QUALIFIED ELECTRICIAN ONLY>FIXTURE IS INTENDED FOR INSTALLATION IN ACCORDANCE WITH THE NATIONAL ELECTRICAL CODE, LOCAL AND FEDERAL CODE SPECIFICATIONS. DISCONNECT POWER BEFORE SERVICING.
2. This fixture has a **VOLTAGE SPECIFIC BALLAST**, Check that the supply voltage is the same as the installed ballast voltage.

Ligman Lighting USA

7144 NE Progress Court, Hillsboro
Oregon, 97124, USA
Tel : 503 645 0500 | Fax : 503 645 8100

www.ligmanlightingusa.com