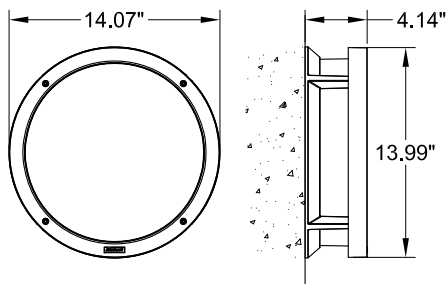
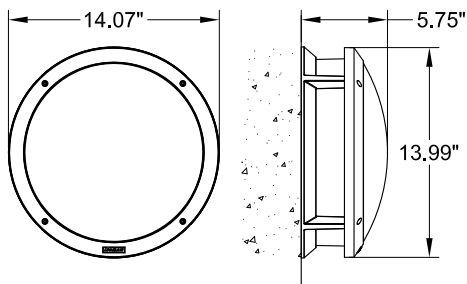


For installation of Itac Surface mounted luminaires LEDs.
Model. UIT-31961, UIT-31971.

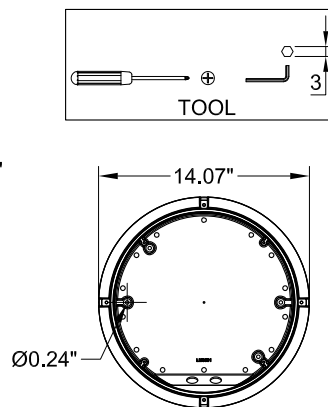
Product drawing (dimensions)
SUITABLE FOR WET LOCATIONS



UIT-31961

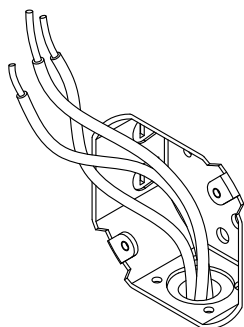


UIT-31971

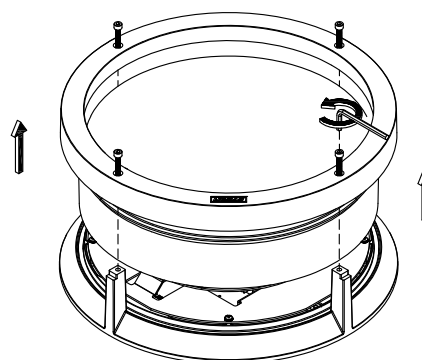


MOUNTING DETAIL

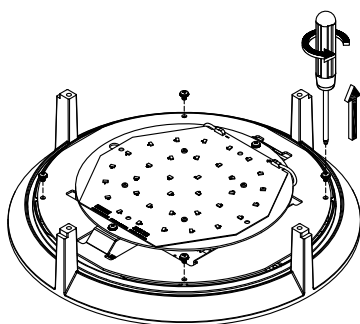
NOTE Mounts over a 3" Octagonal Junction box.



1

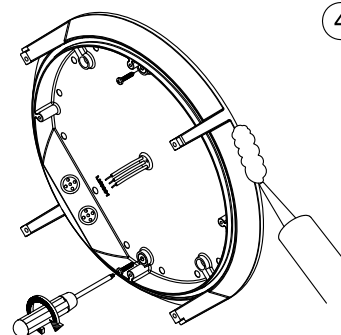


2



3

Position the body over the J Box and Secure the back plate to the wall



4

Ensure watertight seal using UL approved silicone based sealant.

Notice to installer :

- 1.WIRING INSTRUCTIONS Warning : RISK OF FIRE AND ELECTRICAL SHOCK. : FIXTURE MUST BE INSTALLED BY A QUALIFIED ELECTRICIAN ONLY>FIXTURE IS INTENDED FOR INSTALLATION IN ACCORDANCE WITH THE NATIONAL ELECTRICAL CODE, LOCAL AND FEDERAL CODE SPECIFICATIONS. DISCONNECT POWER BEFORE SERVICING.**
- 2.This fixture has a VOLTAGE SPECIFIC BALLAST,Check that the supply voltage is the same as the installed ballast voltage.**

Ligman Lighting USA

7144 NW Progress Court, Hillsboro
Oregon, 97124, USA
Tel : 503 645 0500 | Fax : 503 645 8100

www.ligmanlightingusa.com

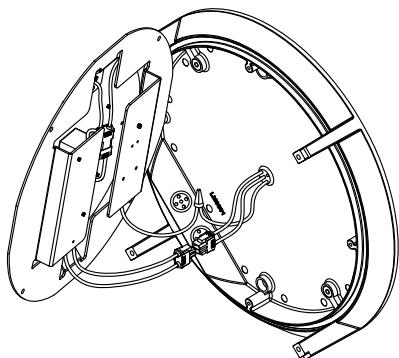
UIT-31961/30/07/14/REV.0
1/2



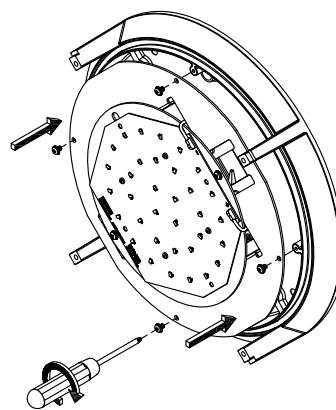
FM-TS-13/25-05-2007-REV.2

Connect Power and
Ground Wire.

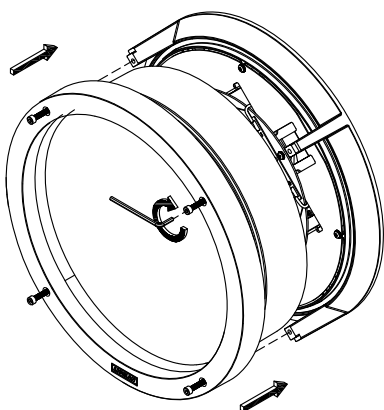
5



6



7



8

