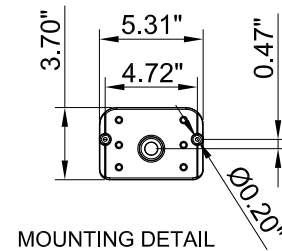
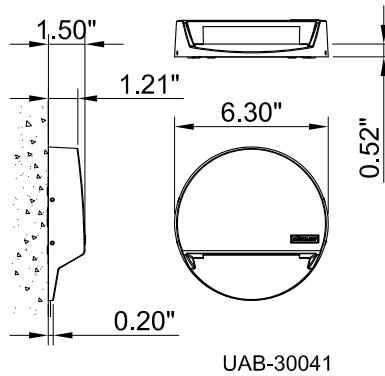
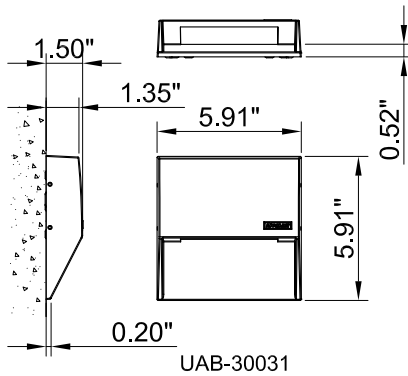


INSTALLATION AND SERVICE MANUAL

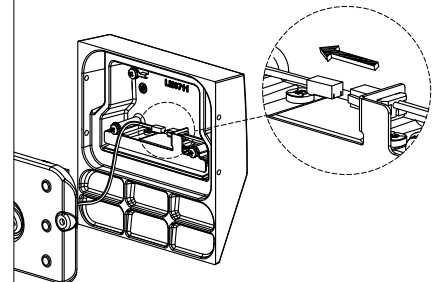
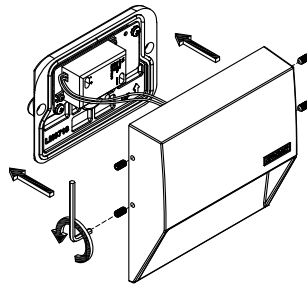
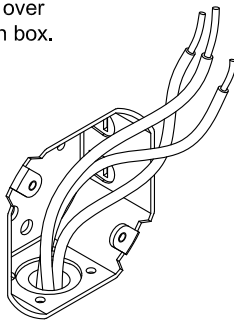
For installation of Abacus 6,7 wall light LED.
Model. UAB-30031 and UAB-30041.

Product drawing (dimensions) SUITABLE FOR WET LOCATIONS

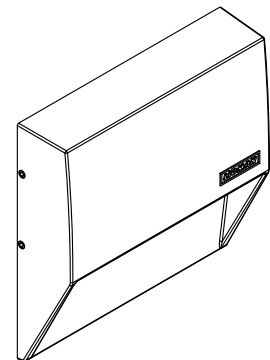
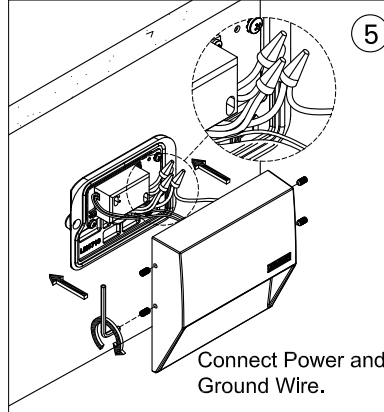
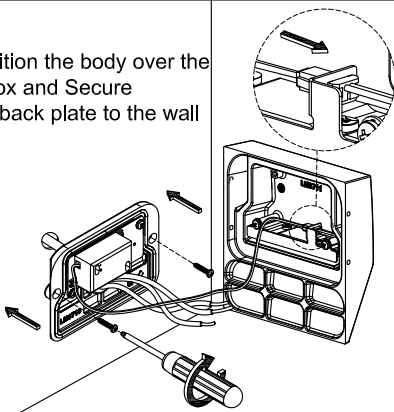


NOTE

Mounts over
Junction box.



Position the body over the
J Box and Secure
the back plate to the wall



Notice to installer :

- 1.WIRING INSTRUCTIONS** Warning : RISK OF FIRE AND ELECTRICAL SHOCK. : FIXTURE MUST BE INSTALLED BY A QUALIFIED ELECTRICIAN ONLY>FIXTURE IS INTENDED FOR INSTALLATION IN ACCORDANCE WITH THE NATIONAL ELECTRICAL CODE, LOCAL AND FEDERAL CODE SPECIFICATIONS. DISCONNECT POWER BEFORE SERVICING.
- 2.This fixture has a VOLTAGE SPECIFIC BALLAST**,Check that the supply voltage is the same as the installed ballast voltage.

Ligman Lighting USA

7144 NE Progress Court, Hillsboro
Oregon, 97124, USA
Tel : 503 645 0500 | Fax : 503 645 8100

www.ligmanlightingusa.com

UAB-30031 29/03/24 Rev. 1
1/1

FM-TS-13-1/13-05-2563/Rev.6