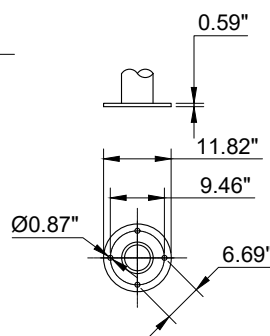
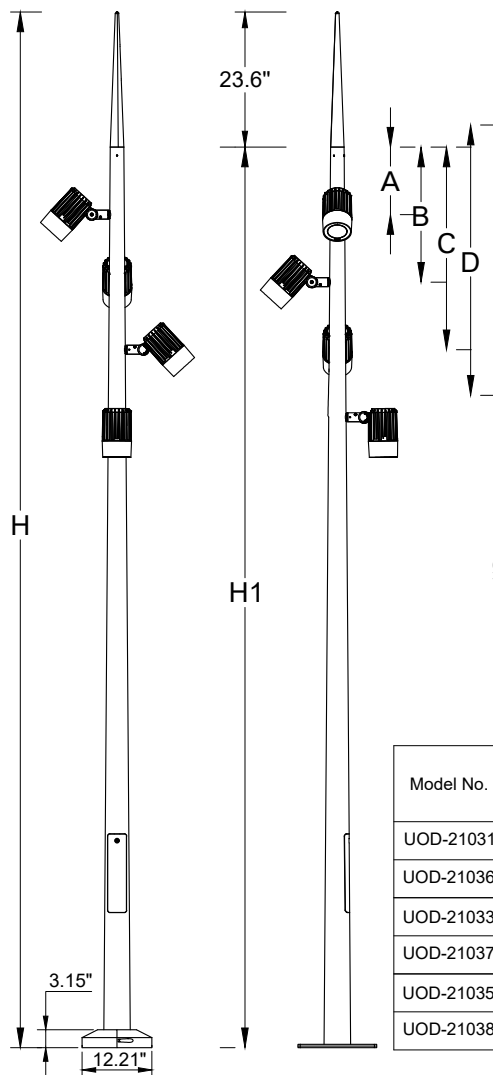
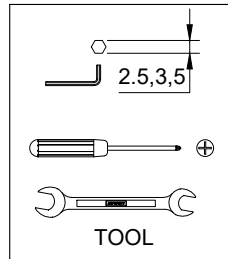
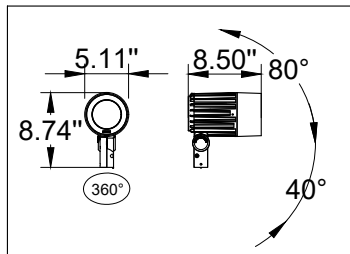


INSTALLATION AND SERVICE MANUAL

Ligman
LIGHTING USA

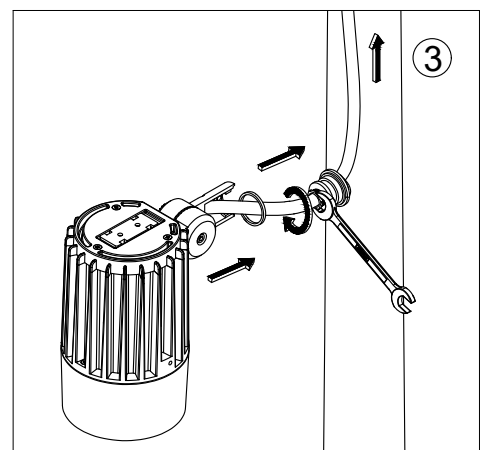
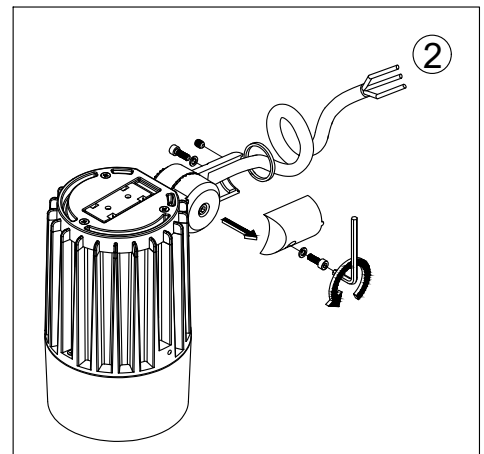
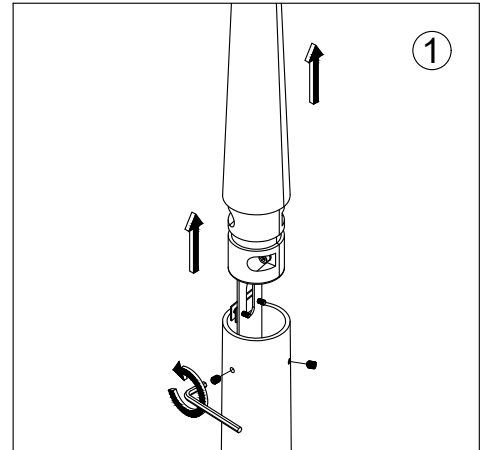
For Installation of Odessa 2 Medium Cluster Spike Pole
Model. UOD-21031, UOD-21033, UOD-21035, UOD-21036, UOD-21037 and UOD-21038

Product drawing (dimensions) SUITABLE FOR WET LOCATIONS



MOUNTING DETAIL

Model No.	Dimension					
	H	H1	A	B	C	D
UOD-21031	15'	13'	11.8''	23.6''	35.4''	47.2''
UOD-21036						
UOD-21033	21.6'	19.7'	15.7''	31.5''	47.2''	62.1''
UOD-21037						
UOD-21035	28.2'	26.2'	19.7''	39.4''	59''	78.7''
UOD-21038						



Notice to installer :

1.WIRING INSTRUCTIONS Warning : RISK OF FIRE AND ELECTRICAL SHOCK. : FIXTURE MUST BE INSTALLED BY A QUALIFIED ELECTRICIAN ONLY>FIXTURE IS INTENDED FOR INSTALLATION IN ACCORDANCE WITH THE NATIONAL ELECTRICAL CODE, LOCAL AND FEDERAL CODE SPECIFICATIONS. DISCONNECT POWER BEFORE SERVICING.

2.This fixture has a VOLTAGE SPECIFIC BALLAST,Check that the supply voltage is the same as the installed ballast voltage.

Ligman Lighting USA

7144 NE Progress Court, Hillsboro
Oregon, 97124, USA
Tel : 503 645 0500 | Fax : 503 645 8100

