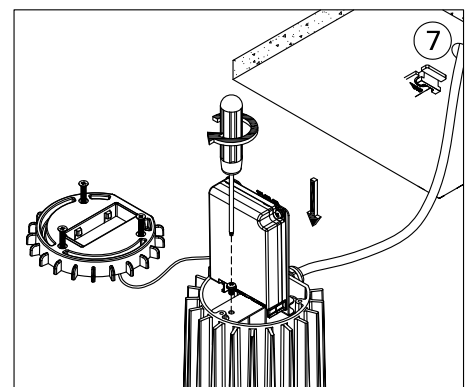
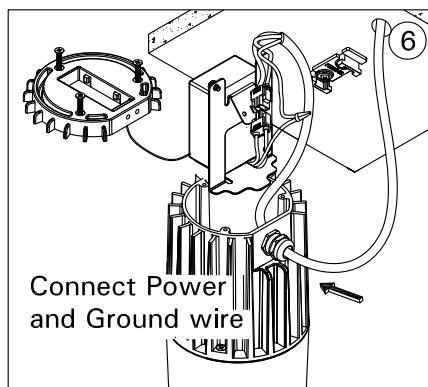
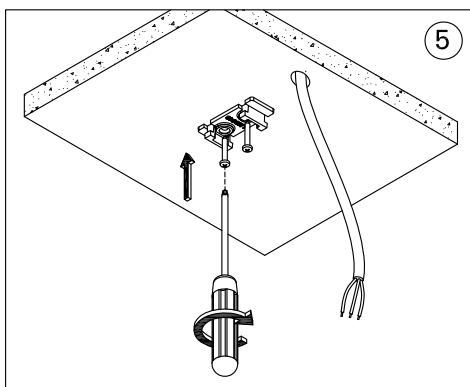
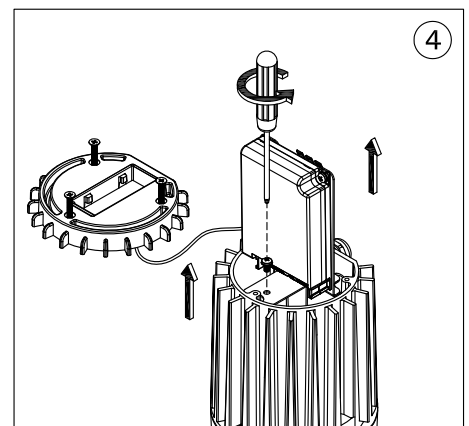
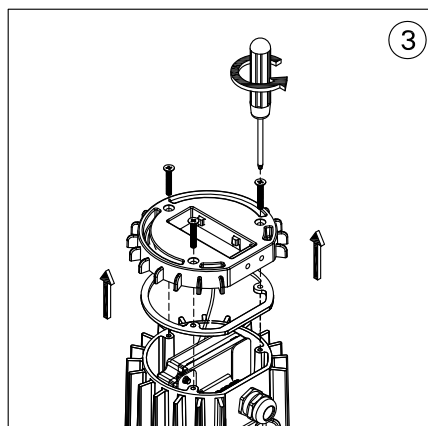
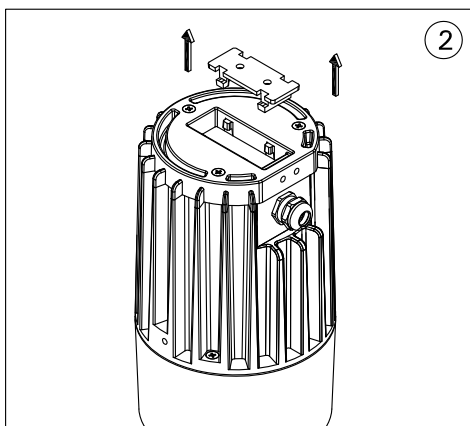
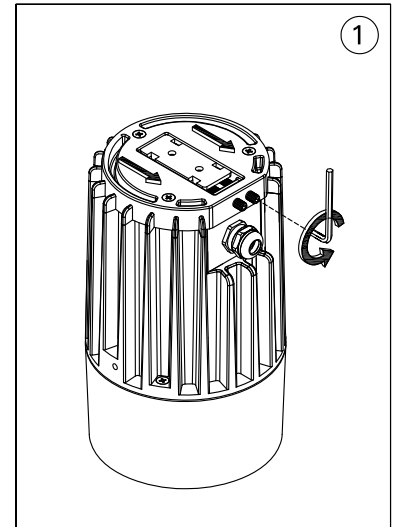
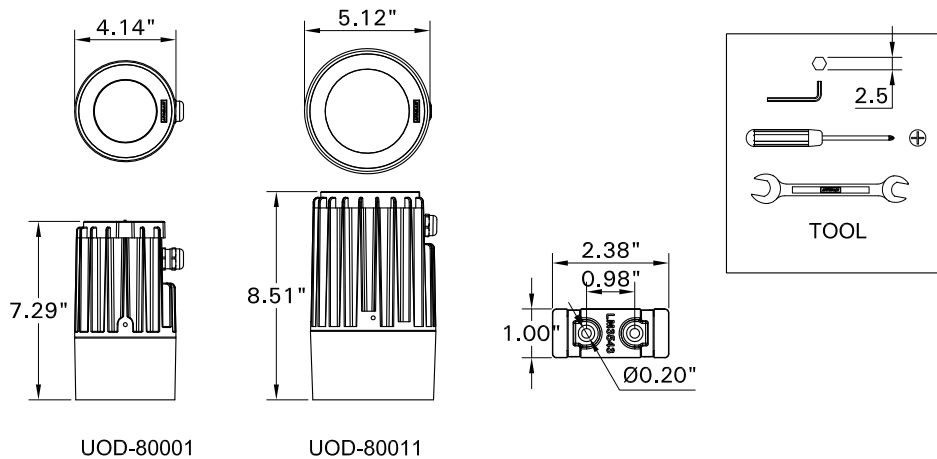


INSTALLATION AND SERVICE MANUAL



For installation of Odessa surface exterior downlight LED.
Model. UOD-80001 and UOD-80011.

Product drawing (dimensions) SUITABLE FOR WET LOCATIONS



Notice to installer :

- 1.WIRING INSTRUCTIONS** Warning : RISK OF FIRE AND ELECTRICAL SHOCK. : FIXTURE MUST BE INSTALLED BY A QUALIFIED ELECTRICIAN ONLY>FIXTURE IS INTENDED FOR INSTALLATION IN ACCORDANCE WITH THE NATIONAL ELECTRICAL CODE, LOCAL AND FEDERAL CODE SPECIFICATIONS. DISCONNECT POWER BEFORE SERVICING.
- 2.This flxture has a VOLTAGE SPECIFIC BALLAST**,Check that the supply voltage Is the same as the Installed ballast voltage.

Ligman Lighting USA

7144 NW Progress Court, Hillsboro
Oregon, 97124, USA
Tel : 503 645 0500 | Fax : 503 645 8100

www.ligmanlightingusa.com

UOD-80001 08/10/15/REV.0

1/1



FM-TS-13/25-05-2007-REV.2

