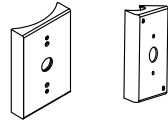


INSTALLATION AND SERVICE MANUAL

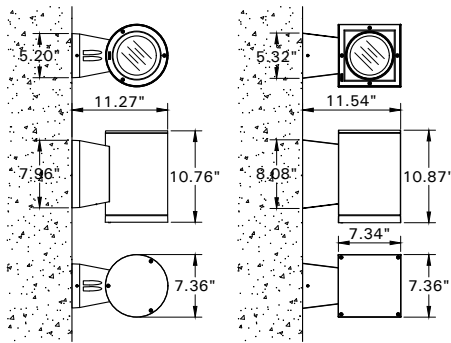
For Installation of Tango Cylindrical & Square Wall LED+Round Pole Adepter (RPA) Model. UTA-318XX+RPA

Product drawing (dimensions)

SUITABLE FOR WET LOCATIONS

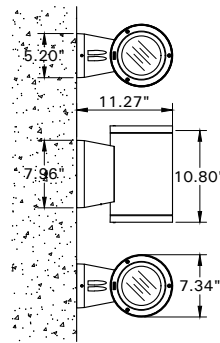


Round Pole Adepter(RPA)

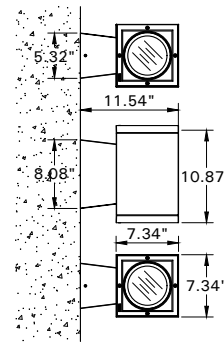


TANGO 29 - DOWN

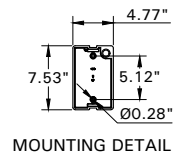
TANGO 30 - DOWN



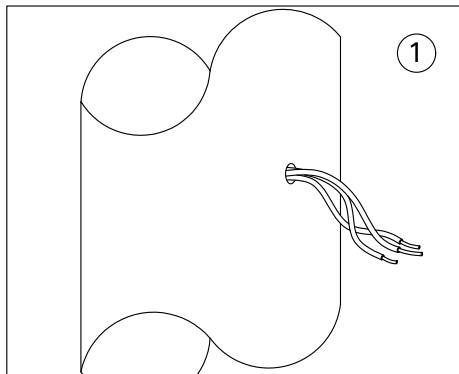
TANGO 31 - DOWN & UP



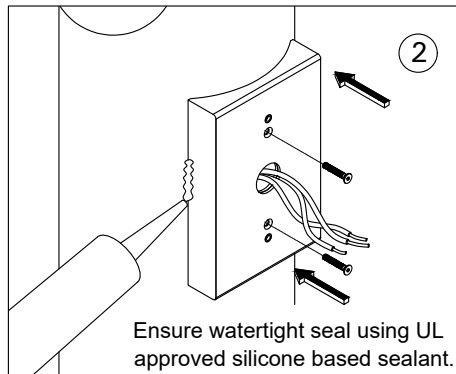
TANGO 32 - DOWN & UP



MOUNTING DETAIL

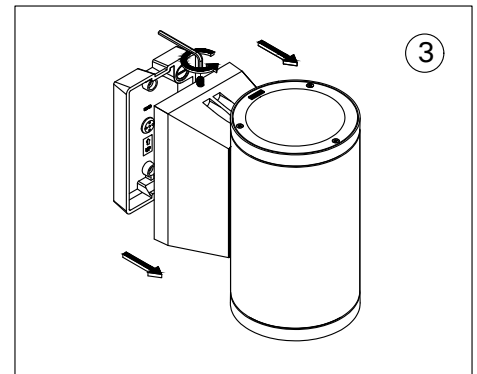


1

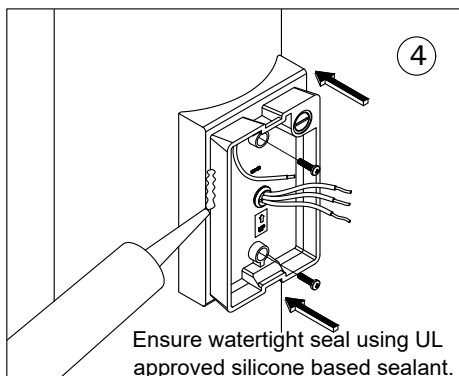


2

Ensure watertight seal using UL approved silicone based sealant.

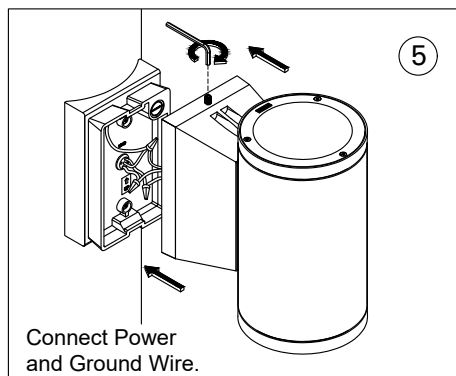


3



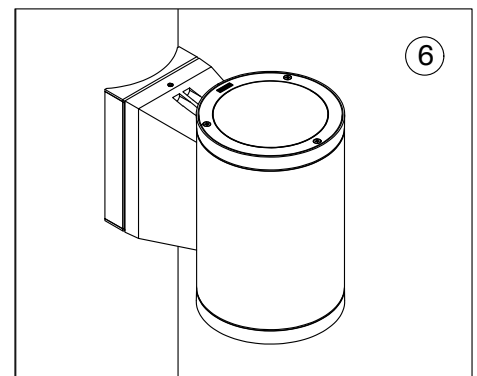
4

Ensure watertight seal using UL approved silicone based sealant.



5

Connect Power and Ground Wire.



6

Notice to installer :

- 1.WIRING INSTRUCTIONS Warning : RISK OF FIRE AND ELECTRICAL SHOCK. : FIXTURE MUST BE INSTALLED BY A QUALIFIED ELECTRICIAN ONLY>FIXTURE IS INTENDED FOR INSTALLATION IN ACCORDANCE WITH THE NATIONAL ELECTRICAL CODE, LOCAL AND FEDERAL CODE SPECIFICATIONS. DISCONNECT POWER BEFORE SERVICING.**
- 2.This fixture has a VOLTAGE SPECIFIC BALLAST,Check that the supply voltage is the same as the installed ballast voltage.**

Ligman Lighting USA