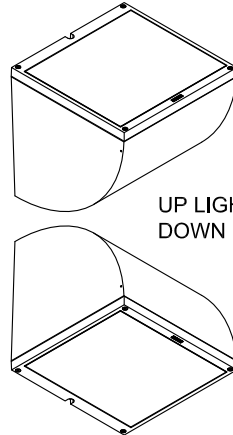
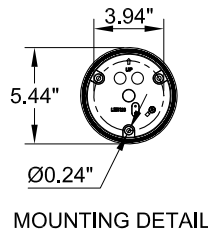
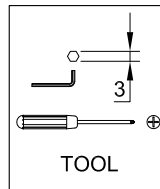
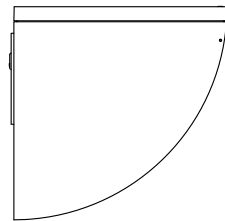
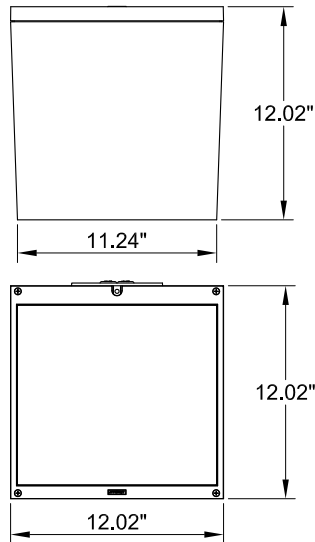


INSTALLATION AND SERVICE MANUAL

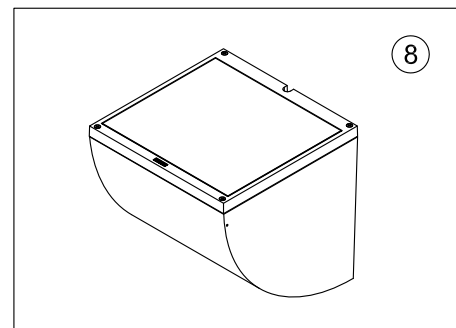
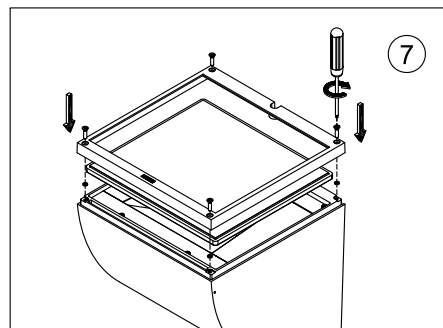
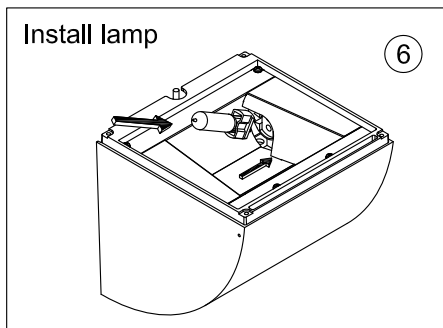
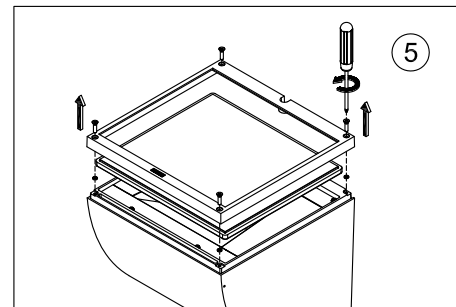
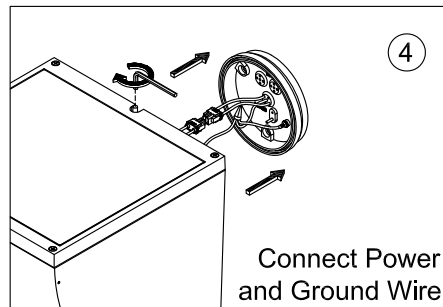
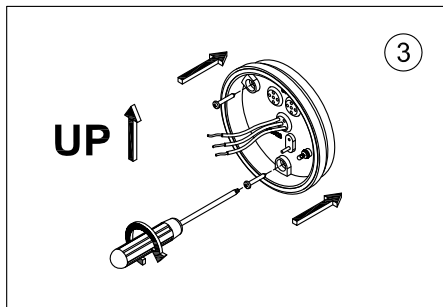
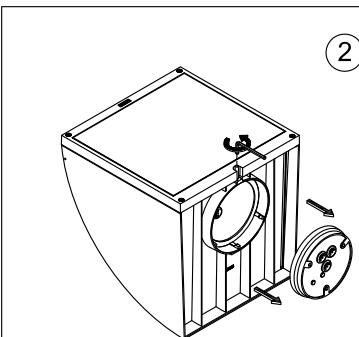
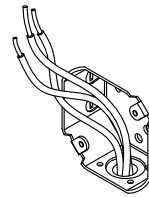


For installation of Quarter 2 wall washer.
Model. UQU-31351-31360,UQU-31371-31373,UQU-31381-31383.

Product drawing (dimensions) SUITABLE FOR WET LOCATIONS



NOTE
Mounts over
a 3" Octagonal
Junction box.



Notice to installer :

- 1.WIRING INSTRUCTIONS Warning : RISK OF FIRE AND ELECTRICAL SHOCK. : FIXTURE MUST BE INSTALLED BY A QUALIFIED ELECTRICIAN ONLY>FIXTURE IS INTENDED FOR INSTALLATION IN ACCORDANCE WITH THE NATIONAL ELECTRICAL CODE, LOCAL AND FEDERAL CODE SPECIFICATIONS. DISCONNECT POWER BEFORE SERVICING.**
- 2.This fixture has a VOLTAGE SPECIFIC BALLAST,Check that the supply voltage is the same as the installed ballast voltage.**

Ligman Lighting USA

7144 NW Progress Court, Hillsboro
Oregon, 97124, USA
Tel : 503 645 0500 | Fax : 503 645 8100

www.ligmanlightingusa.com

UQU-31351/05/07/14/REV.1

1/1



FM-TS-13/25-05-2007-REV.2