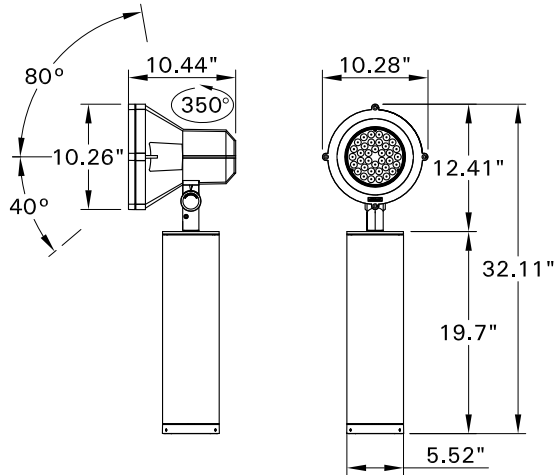


INSTALLATION AND SERVICE MANUAL

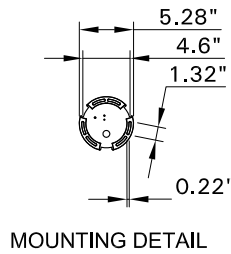
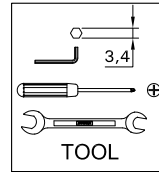


For installation of Mic 9 Large floodlight symmetrical HP LED.
Model. UMI-50461, UMI-50463.

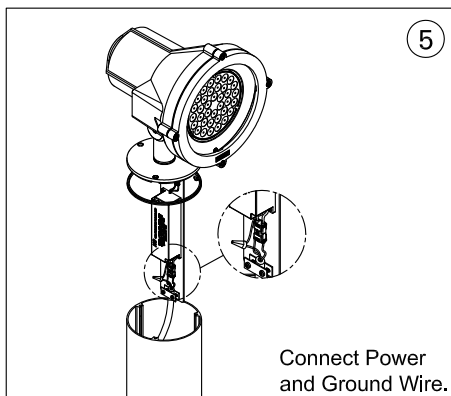
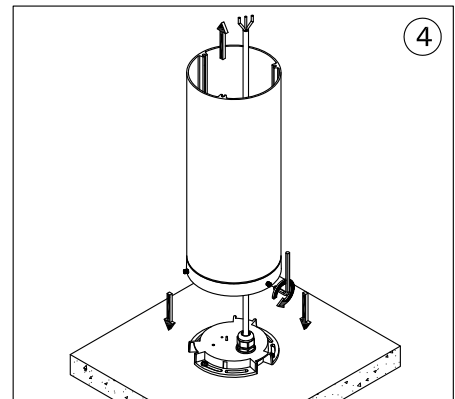
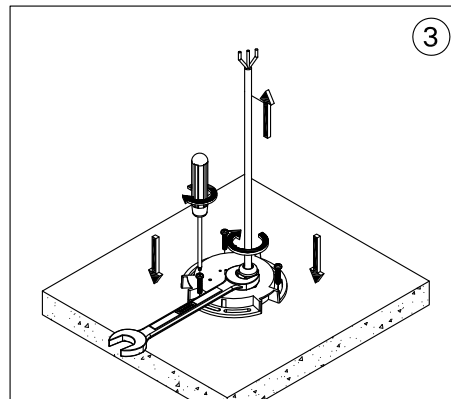
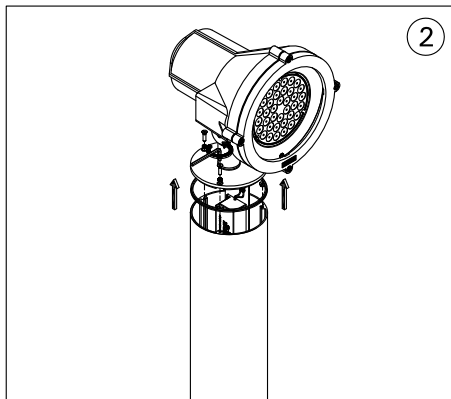
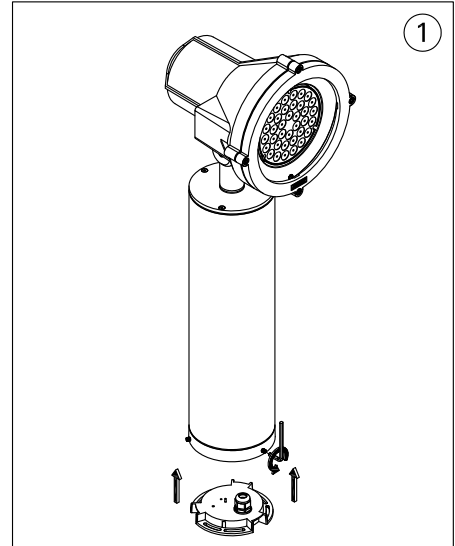
Product drawing (dimensions)



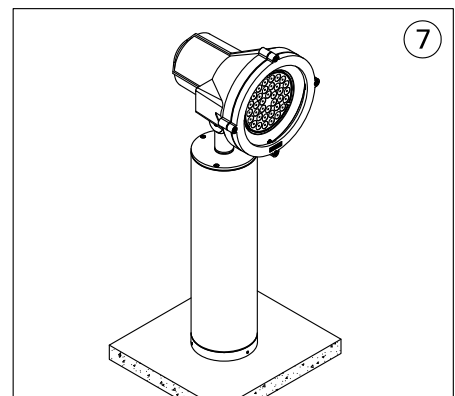
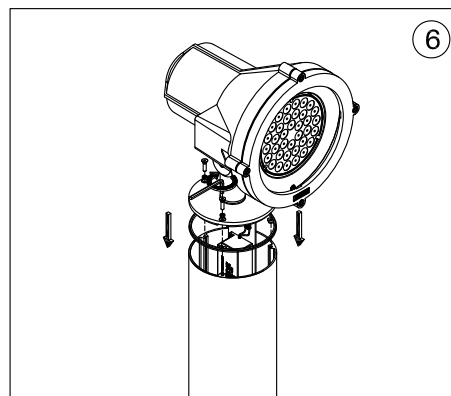
SUITABLE FOR WET LOCATIONS



MOUNTING DETAIL



Connect Power
and Ground Wire.



Notice to installer :

1. **WIRING INSTRUCTIONS** Warning : RISK OF FIRE AND ELECTRICAL SHOCK. : FIXTURE MUST BE INSTALLED BY A QUALIFIED ELECTRICIAN ONLY>FIXTURE IS INTENDED FOR INSTALLATION IN ACCORDANCE WITH THE NATIONAL ELECTRICAL CODE, LOCAL AND FEDERAL CODE SPECIFICATIONS. DISCONNECT POWER BEFORE SERVICING.
2. This fixture has a **VOLTAGE SPECIFIC BALLAST**, Check that the supply voltage is the same as the installed ballast voltage.

Ligman Lighting USA

7144 NW Progress Court, Hillsboro
Oregon, 97124, USA
Tel : 503 645 0500 | Fax : 503 645 8100

www.ligmanlightingusa.com

UMI-50461/24/06/14/REV.0

1/1



FM-TS-13/25-05-2007-REV.2