

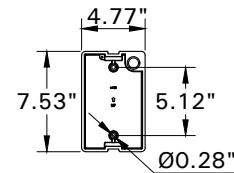
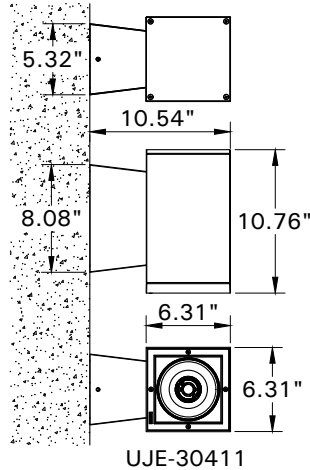
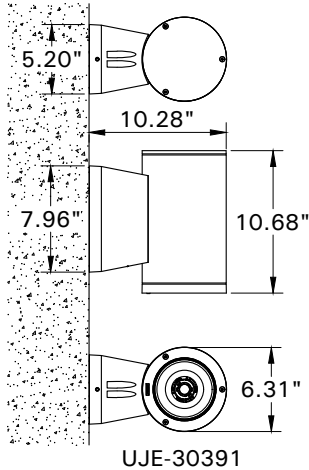
INSTALLATION AND SERVICE MANUAL

LIGMAN
LIGHTING USA

For Installation of Jet 37 Cylindrical and Square Wall Down Light COB Model. UJE-30391 and UJE-30411

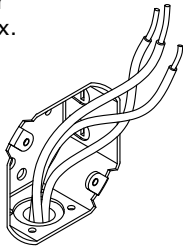
Product drawing (dimensions)

SUITABLE FOR WET LOCATIONS

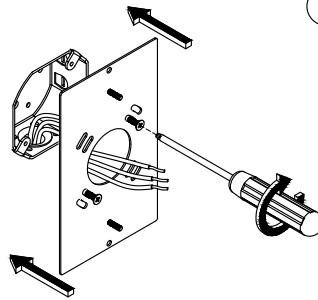


MOUNTING DETAIL

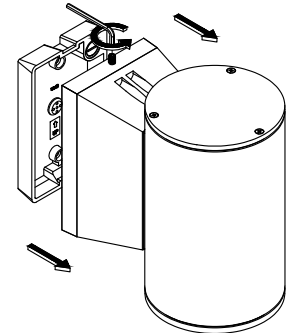
NOTE
Mounts over
Junction box.



①

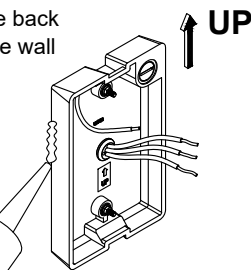


②



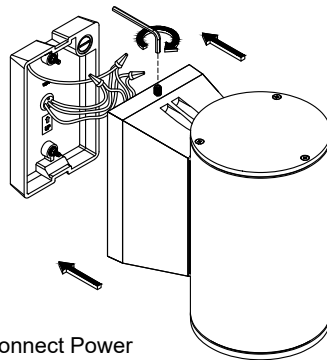
③

Using the nylon washers
and the 7mm. nut driver
secure the back
plate to the wall



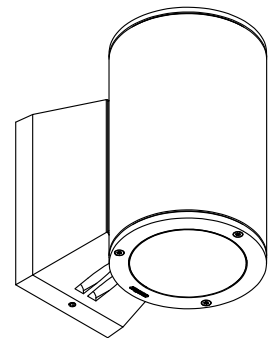
④

Ensure watertight seal using UL
approved silicone based sealant.



⑤

Connect Power
and Ground Wire.



⑥

Notice to installer :

1. **WIRING INSTRUCTIONS Warning** : RISK OF FIRE AND ELECTRICAL SHOCK. : FIXTURE MUST BE INSTALLED BY A QUALIFIED ELECTRICIAN ONLY>FIXTURE IS INTENDED FOR INSTALLATION IN ACCORDANCE WITH THE NATIONAL ELECTRICAL CODE, LOCAL AND FEDERAL CODE SPECIFICATIONS. DISCONNECT POWER BEFORE SERVICING.
2. This fixture has a **VOLTAGE SPECIFIC BALLAST**, Check that the supply voltage is the same as the installed ballast voltage.

Ligman Lighting USA

7144 NE Progress Court, Hillsboro
Oregon, 97124, USA
Tel : 503 645 0500 | Fax : 503 645 8100

www.ligmanlightingusa.com

UJE-30391 15/05/2024 REV.1
1/1

FM-TS-13-1/13-05-2563/Rev.6