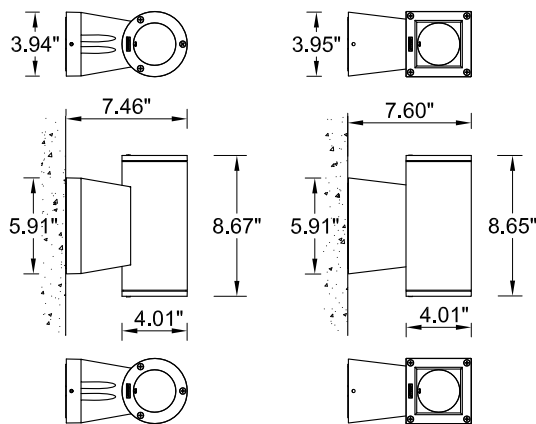


For installation of Jet cylindrical and square Wall up-down light LEDs.  
Model. UJE-31265, UJE-31275.

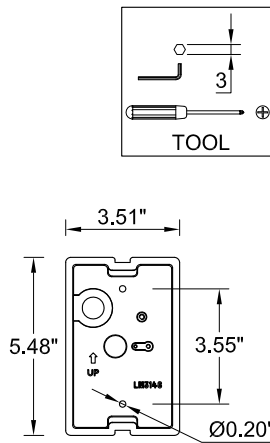
## Product drawing (dimensions)

## SUITABLE FOR WET LOCATIONS



UJE-31265

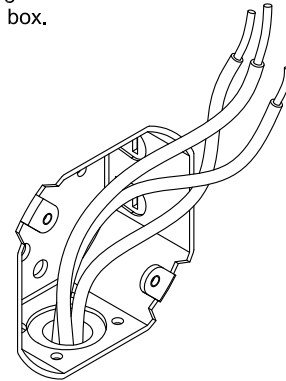
UJE-31275



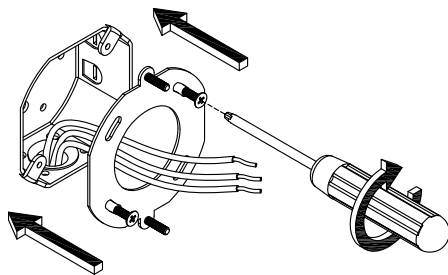
MOUNTING DETAIL

## NOTE

Mounts over  
a 3" Octagonal  
Junction box.

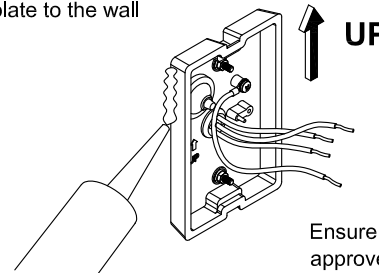


1



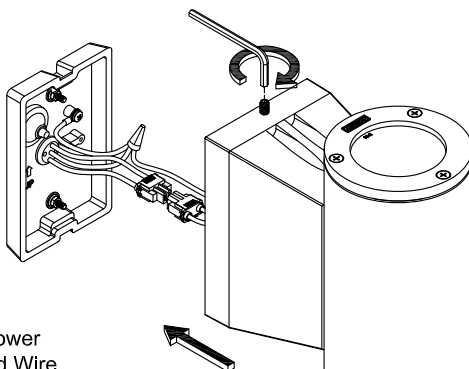
2

Using the nylon washers  
and the 7mm. nut driver  
secure the back  
plate to the wall



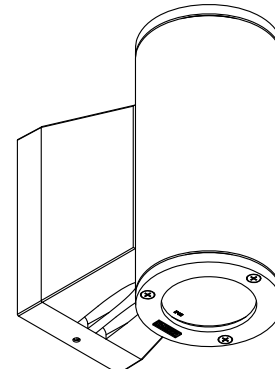
3

Ensure watertight seal using UL  
approved silicone based sealant.



Connect Power  
and Ground Wire.

4



5

## Notice to installer :

1. **WIRING INSTRUCTIONS** Warning : RISK OF FIRE AND ELECTRICAL SHOCK. : FIXTURE MUST BE INSTALLED BY A QUALIFIED ELECTRICIAN ONLY>FIXTURE IS INTENDED FOR INSTALLATION IN ACCORDANCE WITH THE NATIONAL ELECTRICAL CODE, LOCAL AND FEDERAL CODE SPECIFICATIONS. DISCONNECT POWER BEFORE SERVICING.
2. This fixture has a **VOLTAGE SPECIFIC BALLAST**, Check that the supply voltage is the same as the installed ballast voltage.

Ligman Lighting USA

7144 NW Progress Court, Hillsboro  
Oregon, 97124, USA  
Tel : 503 645 0500 | Fax : 503 645 8100

www.ligmanlightingusa.com

UJE-31265/04/07/14/REV.1  
1/1

ISO 9001  
ISO 14001  
BUREAU VERITAS  
Certification



FM-TS-13/25-05-2007-REV.2