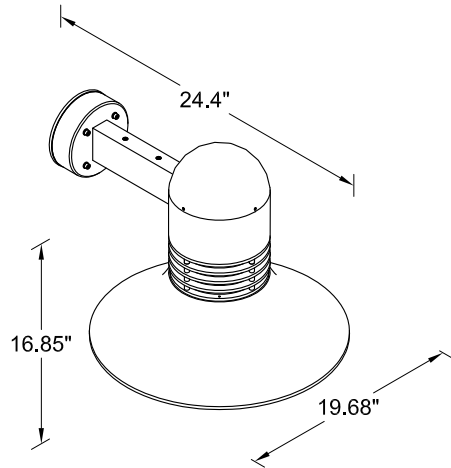
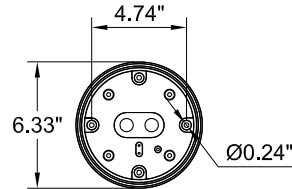


For installation of Duomo medium shade wall light.  
Model. UDU-32111

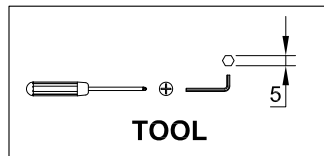
## Product drawing (dimensions)



## SUITABLE FOR WET LOCATIONS



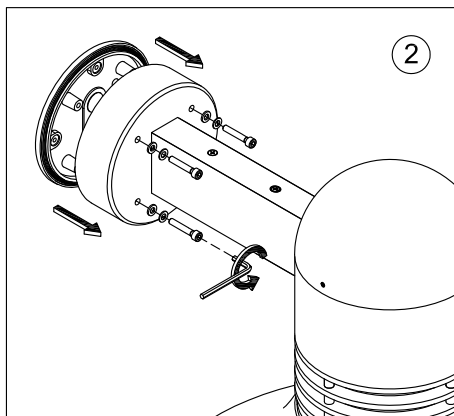
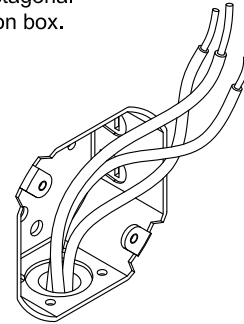
## MOUNTING DETAIL



## NOTE

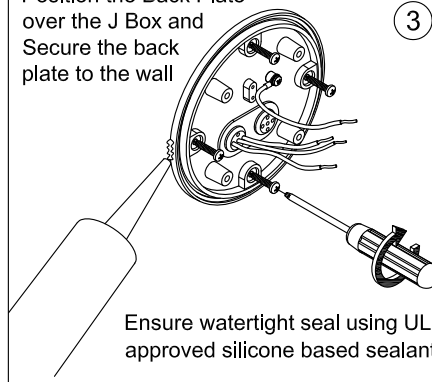
Mounts over  
a 3" Octagonal  
Junction box.

1

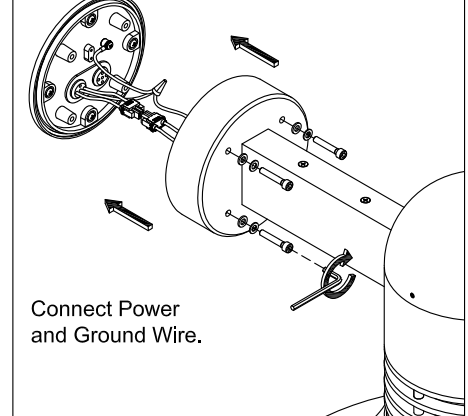


Position the Back Plate  
over the J Box and  
Secure the back plate  
to the wall

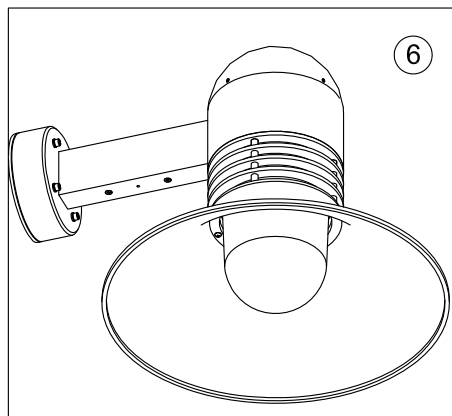
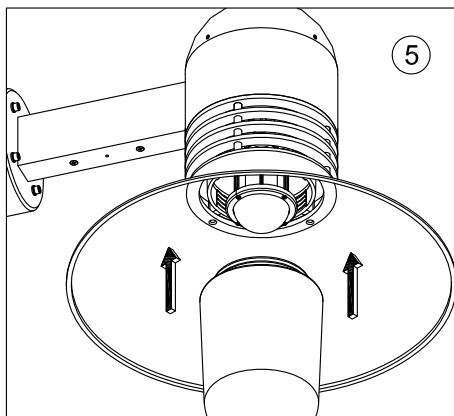
3



Ensure watertight seal using UL  
approved silicone based sealant.



Connect Power  
and Ground Wire.



## Notice to installer :

- 1.WIRING INSTRUCTIONS** Warning : RISK OF FIRE AND ELECTRICAL SHOCK. : FIXTURE MUST BE INSTALLED BY A QUALIFIED ELECTRICIAN ONLY>FIXTURE IS INTENDED FOR INSTALLATION IN ACCORDANCE WITH THE NATIONAL ELECTRICAL CODE, LOCAL AND FEDERAL CODE SPECIFICATIONS. DISCONNECT POWER BEFORE SERVICING.
- 2.This flxture has a VOLTAGE SPECIFIC BALLAST,Check that the supply voltage Is the same as the Installed ballast voltage.**

Ligman Lighting USA

7144 NW Progress Court, Hillsboro  
Oregon, 97124, USA  
Tel : 503 645 0500 | Fax : 503 645 8100

www.ligmanlightingusa.com

UDU-32111/10/08/15/REV.0  
1/1

ISO 9001  
ISO 14001  
BUREAU VERITAS  
Certification



FM-TS-13/25-05-2007-REV.2