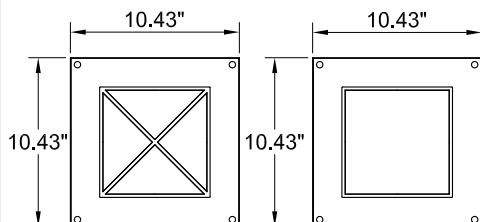
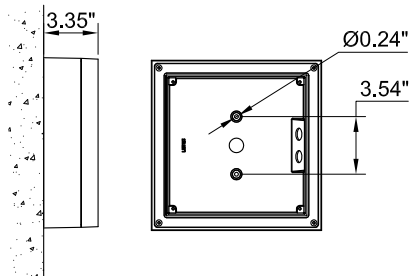


For installation of Classic Surface mounted luminaires.
Model. UCL-30281-30283 and UCL-30291-30293.

Product drawing (dimensions)
SUITABLE FOR WET LOCATIONS

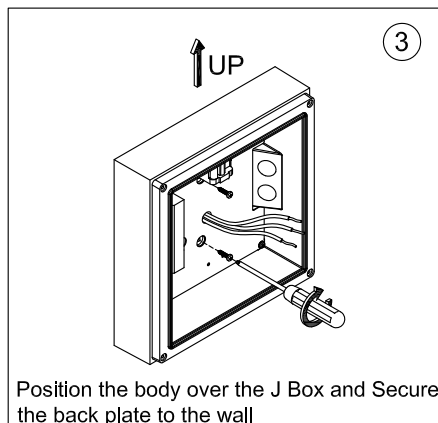
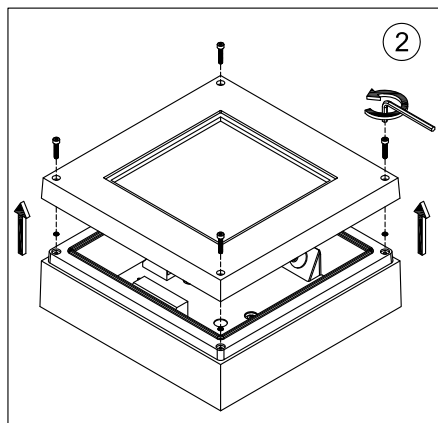
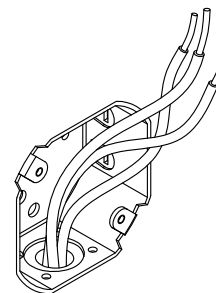


UCL-30281-UCL-30283 UCL-30291-UCL-30293

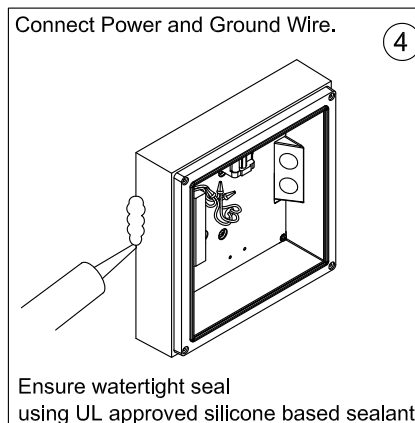


MOUNTING DETAIL

NOTE
Mounts over
a 3" Octagonal
Junction box.

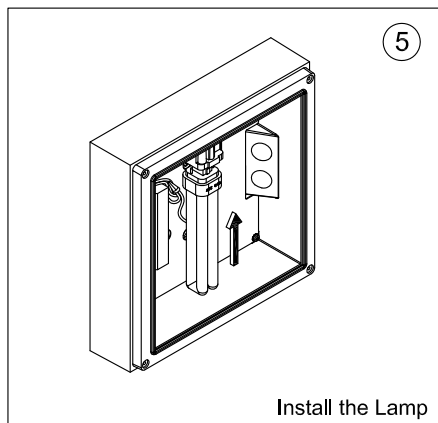


Position the body over the J Box and Secure the back plate to the wall

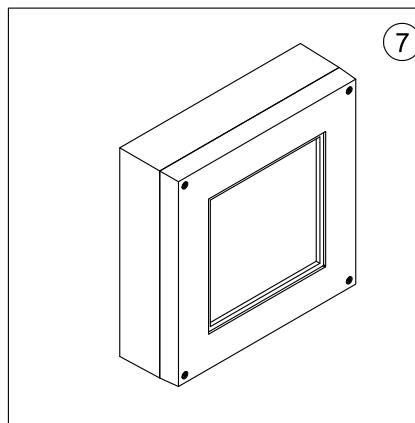
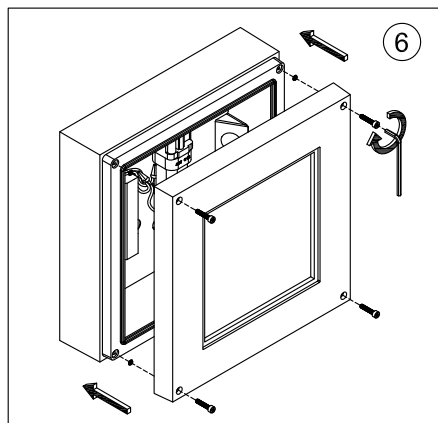


Connect Power and Ground Wire.

Ensure watertight seal using UL approved silicone based sealant.



Install the Lamp



Notice to installer :

1. **WIRING INSTRUCTIONS** Warning : RISK OF FIRE AND ELECTRICAL SHOCK. : FIXTURE MUST BE INSTALLED BY A QUALIFIED ELECTRICIAN ONLY>FIXTURE IS INTENDED FOR INSTALLATION IN ACCORDANCE WITH THE NATIONAL ELECTRICAL CODE, LOCAL AND FEDERAL CODE SPECIFICATIONS. DISCONNECT POWER BEFORE SERVICING.
2. This fixture has a **VOLTAGE SPECIFIC BALLAST**, Check that the supply voltage is the same as the installed ballast voltage.

Ligman Lighting USA

7144 NW Progress Court, Hillsboro
Oregon, 97124, USA
Tel : 503 645 0500 | Fax : 503 645 8100

www.ligmanlightingusa.com

UCL-30281/07/06/14/REV.1
1/1



FM-TS-13/25-05-2007-REV.2