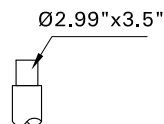
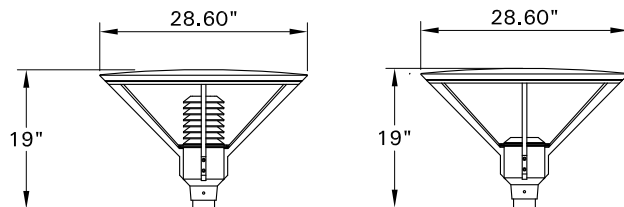


INSTALLATION AND SERVICE MANUAL

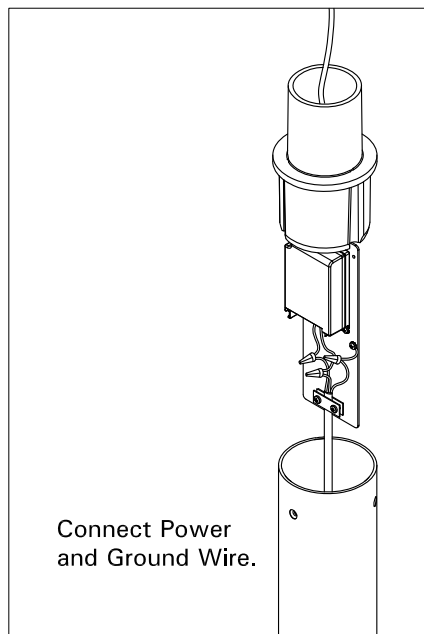
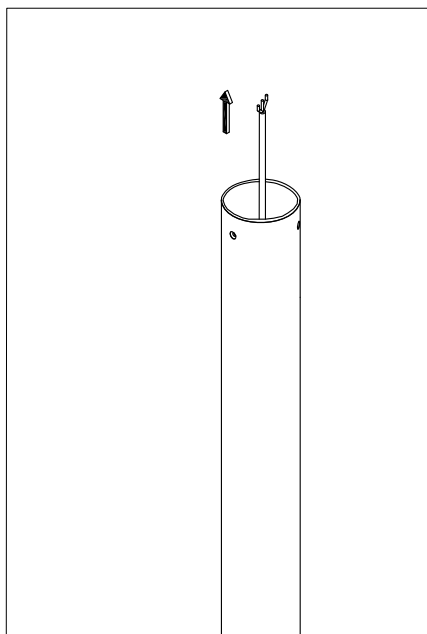
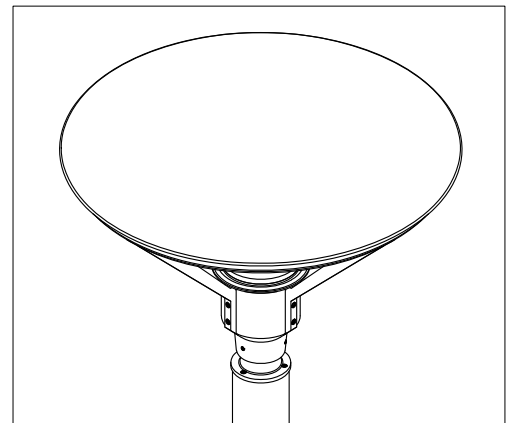
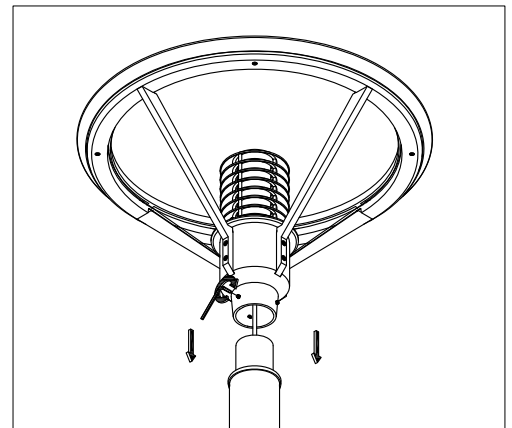
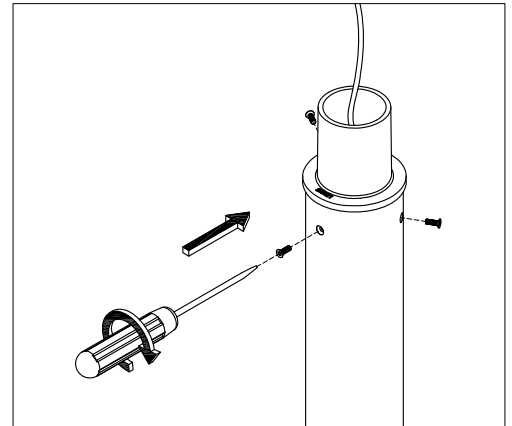
LIGMAN
LIGHTING USA

For installation of Anesti Post top luminaire.
Model. UAN-20595, UAN -20597

Product drawing (dimensions)
SUITABLE FOR WET LOCATIONS



SPIGOT
POST TOP



Connect Power
and Ground Wire.

Notice to installer :

- 1.WIRING INSTRUCTIONS** Warning : RISK OF FIRE AND ELECTRICAL SHOCK. : FIXTURE MUST BE INSTALLED BY A QUALIFIED ELECTRICIAN ONLY>FIXTURE IS INTENDED FOR INSTALLATION IN ACCORDANCE WITH THE NATIONAL ELECTRICAL CODE, LOCAL AND FEDERAL CODE SPECIFICATIONS. DISCONNECT POWER BEFORE SERVICING.
- 2.This fixture has a VOLTAGE SPECIFIC BALLAST**,Check that the supply voltage is the same as the installed ballast voltage.

Ligman Lighting USA

7144 NE Progress Court, Hillsboro
Oregon, 97124, USA
Tel : 503 645 0500 | Fax : 503 645 8100

www.ligmanlightingusa.com

UAN-20595 29/03/24 Rev. 4
1/1

FM-TS-13-1/13-05-2563/Rev.6