

IP65 : Suitable for Wet Locations
 IK10 : Impact Resistant (Vandal Resistant)

UTA-80421

Tango 6 cylindrical surface exterior downlight LED

A range of cylindrical surface mounted exterior downlight luminaires. Developed for interior and exterior lighting using a variety of different lamp options. These include compact fluorescent lamps, and discharge lamps.

Low copper content die-cast aluminum housing and aluminum bottom frame with integral anti-glare baffles. Stainless steel screws. Durable silicone rubber gasket and clear toughened glass. Single cable entry. Housing is treated with a chemical chroma-tized protection before powder coating, ensuring high corrosion resistance. Integral control gear. Anodized high purity aluminum reflector.

Physical Data

Length: 7.32"

Height: 10.16"

Weight: 8.1 lbs

Lamp

40w - 2750lm - White - LED ☺

Beam Angle (Please Specify)

N - Narrow Beam: 14 Deg

M - Medium Beam: 24 Deg

W - Wide Beam: 40 Deg

LED Color (Please Specify)

W27 - 2700K

W30 - 3000K

W40 - 4000K

Voltage (Please Specify)

120V

277V

Other _____

Color (Please Specify)

01-Black - RAL 9011

02- Dark Grey - RAL 7043


03-White - RAL 9003

04 - Metallic Silver - RAL 9006

05-Matt Silver - RAL 9006

07- Custom - RAL _____

06-Bronze - RAL 6014



Lens

F - Frosted Lens

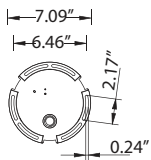
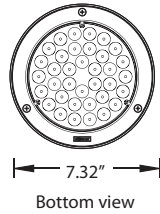
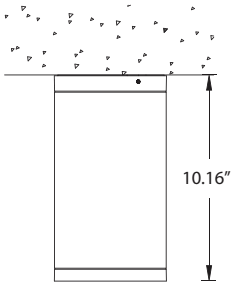
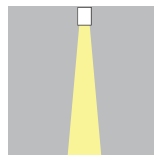
C - Clear Lens



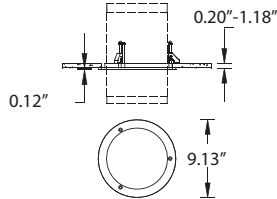
SCE - Surface Conduit Entry Box - 1/2" Conduit 3/4" Conduit

Mounting Ring

HGT - Specify Custom Height _____ ft



Mounting detail



Mounting ring for semi recessed installation



Ordering Example : UTA - 80421 - White-40w - N - W30 - 120v - Options

PROJECT: _____ DATE: _____

TYPE: _____ QUANTITY: _____ NOTE: _____

