







# Syndy symmetrical indirect light post top luminaire

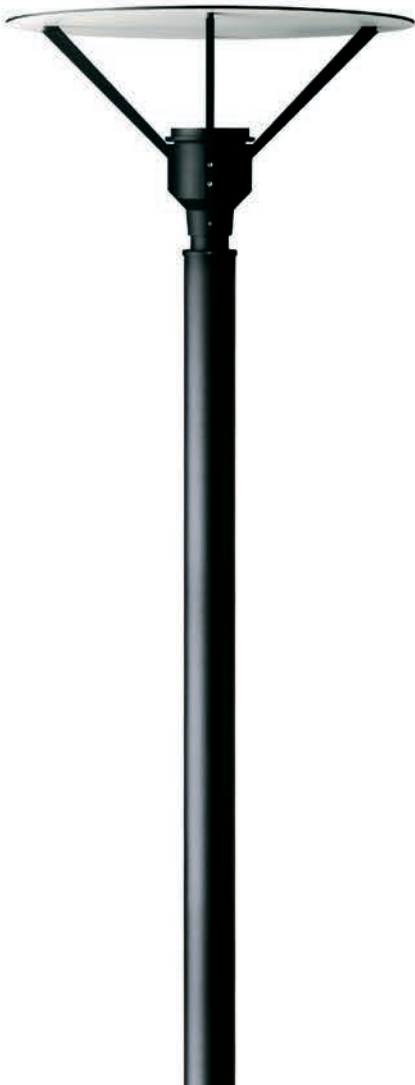
IP65 /EN 60598/CLASS I /IK09



## Suitable for wet locations

A modern post top luminaire with excellent downward symmetrical light distribution and visual appeal. The precision optical system gives very low glare rating, while reducing light pollution. Designed for lighting entrances, footpaths and car parks.

Low copper content die-cast aluminium housing with high corrosion resistance. Stainless steel screws. Durable silicone rubber gasket and clear toughened glass. Housing is treated with a chemical chromated protection before powder coating, ensuring high corrosion resistance. High performance COB LED light engine. White painted aluminium reflector on the top of luminaire.



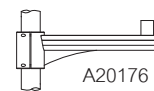
Collingwood Leisure Center, VIC - Australia

- 01. Black RAL 9011	- 02. Dark Grey RAL 7043	- 03. White RAL 9003	- 04. Metallic Silver RAL 9006	- 05. Matt Silver RAL 9006	- 06. Bronze RAL 6014

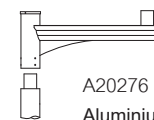
## Product Family



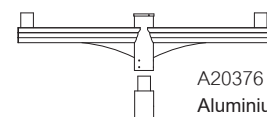
## Accessories



A20176  
Aluminium arm pole clamp



A20276  
Aluminium single arm post top

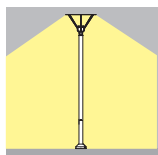


A20376  
Aluminium double arm post top

See page 649

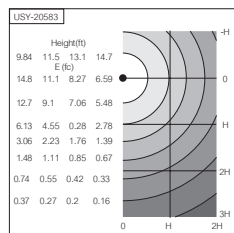


USY-20581




### Syndy symmetrical indirect light

Model No.	Lamp	Holder	Lumen	Weight	Picture
USY-20581	T6 CMH 70w.	G12	5600	54.0 lb.	1
USY-20582	T6 CMH 100w.	G12	76000	54.0 lb.	1
USY-20583	T6 CMH 150w.	G12	11500	55.3 lb.	1
USY-20584	T6 CMH 70w.	G12	5600	57.2 lb.	3
USY-20585	T6 CMH 100w.	G12	76000	57.2 lb.	3
USY-20586	T6 CMH 150w.	G12	11500	58.5 lb.	3



# Syndy oval asymmetrical indirect light post top luminaire

IP65   /EN 60598/CLASS I  //CE/IK09




## Suitable for wet locations

A post top luminaire with excellent downward indirect asymmetrical light distribution and visual appeal. The precision optical system gives very low glare rating, while reducing light pollution. Developed to compliment Syndy oval indirect wall mount and street lanterns. Also environments where lighting is required to be uniform and glare free. The light from the built-in high power floodlight is directed by the oval top reflector set at 18 degree to ensure optimal light distribution.

Low copper content die-cast aluminum housing with high corrosion resistance. Stainless steel screws. Durable silicone rubber gasket and clear toughened glass. Housing is treated with a chemical chromated protection before powder coating, ensuring high corrosion resistance. Anodized high purity aluminum reflector. White painted aluminum reflector on the top of luminaire.



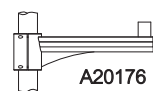
Thomastown Recreation & Aquatic Center, VIC - Australia



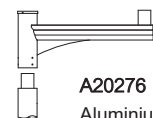
## Product Family



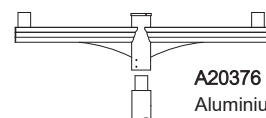
## Accessories



**A20176**  
Aluminium arm pole clamp



**A20276**  
Aluminium single arm post top



**A20376**  
Aluminium double arm post top

See page 649



USY-20641

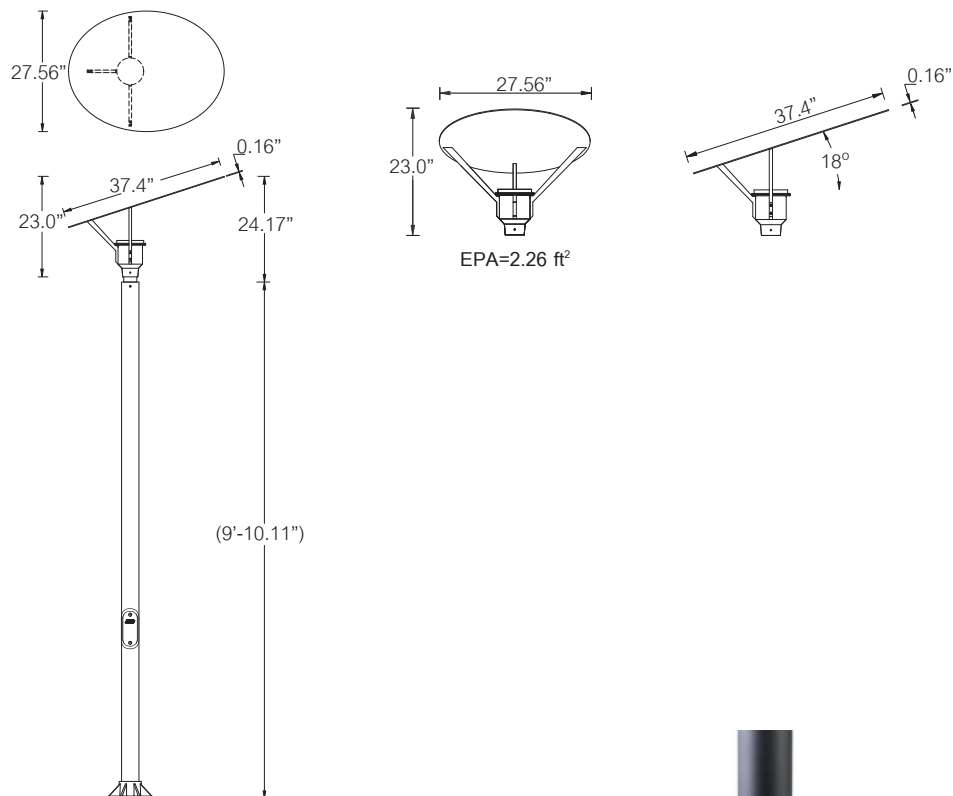
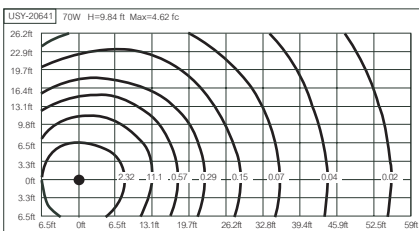
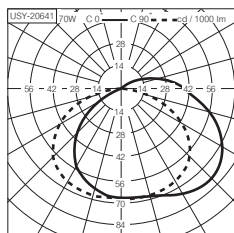
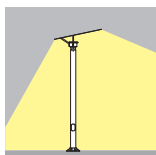
### Syndy oval asymmetrical indirect light

Model No.	Lamp	Holder	Lumen	Weight
USY-20641	T6 CMH 70w.	G12	5600	51.1 lb.
USY-20642	T6 CMH 100w.	G12	76000	51.1 lb.
USY-20643	T6 CMH 150w.	G12	11500	53.1 lb.

### Syndy oval indirect light column LED

\*Contact factory for LED 50w & 90w option available

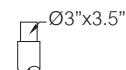
Model No.	Lamp	Light output	LED colour	Power W	Beam	Weight	Dimmable 1 - 10V
USY-20644-W27	1 LED	1529 lm	2700K	41	121°	53.1 lb.	•
USY-20644-W30	1 LED	1626 lm	3000K	41	121°	53.1 lb.	•
USY-20644-W40	1 LED	1840 lm	4000K	41	121°	53.1 lb.	•



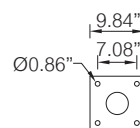
Meble Polskie Mall, Wielkopolska - Poland



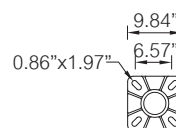
Base cover come with lighting column



Tenon post top



Steel post  
Mounting detail



Aluminium post  
Mounting detail



## Large syndy indirect light post top luminaire

IP65 ◆ ▲ ▲ /EN 60598/CLASS I Ⓢ / ▽ / CE /IK08









### Suitable for wet locations

A post top decorative lantern with good downward indirect light distribution and good design reflector adjustable for symmetrical or asymmetrical light distribution. Outstanding visual appeal and precision optical system gives very low glare rating, whilst reducing light pollution. Designed to harmonise in style with the designated Syndy indirect wall light and street lanterns. Main application designed for used almost anywhere, car parks, precincts, pathways and town centres. The LED luminaires have features such as long life, limited maintenance and constant lifetime performance.

Extruded aluminium pole. Die-cast aluminium housing with high corrosion resistance. White painted aluminium or parabolic reflector on the top of luminaire. Stainless steel screws. Durable silicone rubber gasket and clear toughened glass. Powder coating with high corrosion resistance with chemical chromatised protection. Remote control gear installed under spigot pole and Remote control gear installed inside arm bracket for mounting arrangement arm accessories. Anodized high purity aluminium reflector.



					
- 01. Black RAL 9011	- 02. Dark Grey RAL 7043	- 03. White RAL 9003	- 04. Metalic Silver RAL 9006	- 05. Matt Silver RAL 9006	- 06. Bronze RAL 6014

### Product Family







USY-21081

### Large syndy indirect light post top

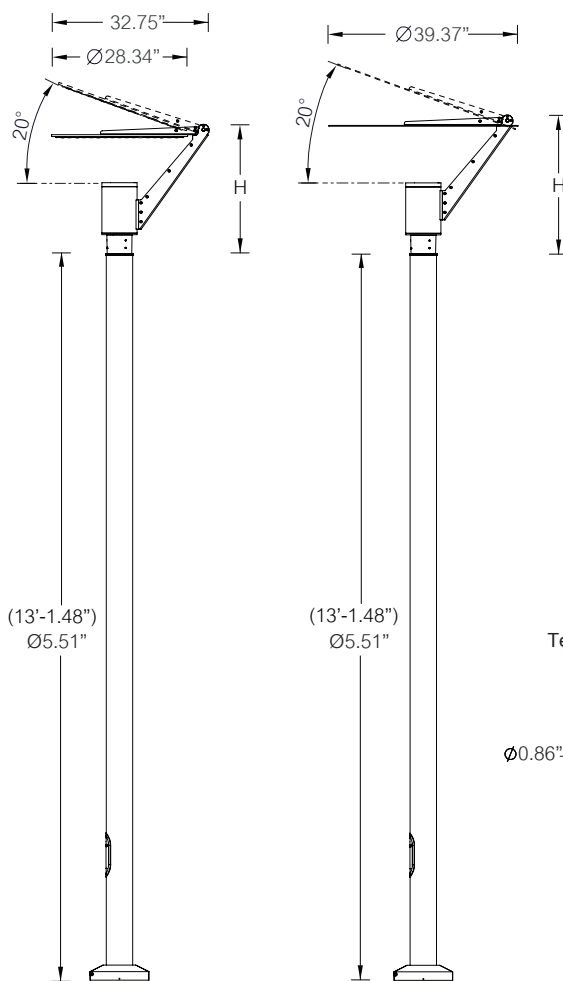
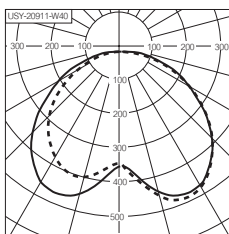
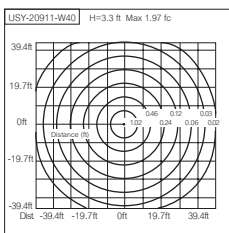
Model No.	Lamp	Holder	Beam	Lumen	Weight	(H) Height	Picture
USY-21081	T6 CMH 70w.	G12	50°	6600	67.6 lb.	24.6"	1
USY-21082	T6 CMH 100w.	G12	50°	7600	67.6 lb.	24.6"	1
USY-21083	T6 CMH 150w.	G12	60°	14000	67.9 lb.	24.6"	1
USY-21084	CPO-TW 60w.	PGZ12	50°	6800	67.6 lb.	24.6"	1
USY-21085	CPO-TW 140w.	PGZ12	60°	16500	67.9 lb.	24.6"	1
USY-20901	T6 CMH 70w.	G12	50°	6600	75.1 lb.	28.5"	2
USY-20902	T6 CMH 100w.	G12	50°	7600	75.1 lb.	28.5"	2
USY-20903	T6 CMH 150w.	G12	60°	14000	75.4 lb.	28.5"	2
USY-20904	CPO-TW 60w.	PGZ12	50°	6800	75.1 lb.	28.5"	2
USY-20905	CPO-TW 140w.	PGZ12	60°	16500	75.4 lb.	28.5"	2



USY-20901

### Large syndy indirect light post top LED

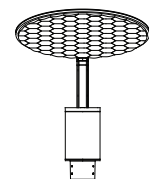
Model No.	Lamp	Light output	LED colour	Power W	Beam	Weight	(H) Height	Picture	Dimmable 1-10V
USY-21091-W27	24 LED	1597 lm	2700K	40	56°	68.5 lb.	26.57"	1	•
USY-21091-W30	24 LED	1676 lm	3000K	40	56°	68.5 lb.	26.57"	1	•
USY-21091-W40	24 LED	1768 lm	4000K	40	56°	68.5 lb.	26.57"	1	•
USY-21092-W27	36 LED	2090 lm	2700K	50	60°	68.5 lb.	26.57"	1	•
USY-21092-W30	36 LED	2125 lm	3000K	50	60°	68.5 lb.	26.57"	1	•
USY-21092-W40	36 LED	2193 lm	4000K	50	60°	68.5 lb.	26.57"	1	•
USY-20911-W27	24 LED	1352 lm	2700K	40	56°	76.2 lb.	30.51"	2	•
USY-20911-W30	24 LED	1419 lm	3000K	40	56°	76.2 lb.	30.51"	2	•
USY-20911-W40	24 LED	1497 lm	4000K	40	56°	76.2 lb.	30.51"	2	•
USY-20912-W27	36 LED	1983 lm	2700K	50	60°	76.2 lb.	30.51"	2	•
USY-20912-W30	36 LED	2081 lm	3000K	50	60°	76.2 lb.	30.51"	2	•
USY-20912-W40	36 LED	2107 lm	4000K	50	60°	76.2 lb.	30.51"	2	•



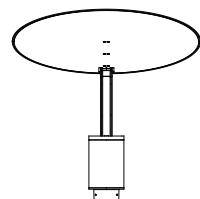
Parabolic reflector  
Picture 1

White paint reflector  
Picture 2

Mounting detail



EPA=2.37 ft²  
USY-21081 - USY-21085  
USY-21091 - USY-21092



EPA=3.72 ft²  
USY-20901 - USY-20905  
USY-20911 - USY-20912