

UTA-95381

Tango Square Pendant



Construction

Aluminum
Less than 0.1% copper content – Marine Grade 6060 extruded & LM6 Aluminum High Pressure die casting provides excellent mechanical strength, clean detailed product lines and excellent heat dissipation.

Pre paint
8 step degrease and phosphate process that includes deoxidizing and etching as well as a zinc and nickel phosphate process before product painting.

Memory Retentive -Silicon Gasket
Provided with special injection molded "fit for purpose" long life high temperature memory retentive silicon gaskets. Maintains the gaskets exact profile and seal over years of use and compression.

Thermal management
LM6 Aluminum is used for its excellent mechanical strength and thermal dissipation properties in low and high ambient temperatures. The superior thermal heat sink design by Ligman used in conjunction with the driver, controls thermals below critical temperature range to ensure maximum luminous flux output, as well as providing long LED service life and ensuring less than 10% lumen depreciation at 50,000 hours.

Surge Suppression
Standard 10kv surge suppressor provided with all fixtures.

BUG Rating
Contact Factory

Finishing.
All Ligman products go through an extensive finishing process that includes fettling to improve paint adherence.

Paint
UV Stabilized 4.9Mil thick powder coat paint and baked at 200 Deg C. This process ensures that Ligman products can withstand harsh environments. Rated for use in natatoriums.

Inspired by Nature Finishes
The Inspired by nature Finishing is a unique system of decorative powder coating. Our metal decoration process can easily transform the appearance of metal or aluminum product into a wood grain finish.

This patented technology enables the simulation of wood grain, and even marble or granite finish through the use of decorative powder coating.

The wood grain finish is so realistic that it's almost undistinguishable from real wood, even from a close visual inspection. The system of coating permeates the entire thickness of the coat and as a result, the coating cannot be removed by normal rubbing, chipping, or scratching.

The Coating Process
After pre-treatment the prepared parts are powder coated with a specially formulated polyurethane powder. This powder provides protection against wear, abrasion, impact and corrosion and acts as the relief base color for the finalized metal decoration.

The component is then wrapped with a sheet of non-porous film with the selected decoration pattern printed on it using special high temperature inks.

This printed film transfer is vacuum-sealed to the surface for a complete thermo print and then transferred into a customized oven. The oven transforms the ink into different forms within the paint layer before it becomes solid. Finally, the film is removed, and a vivid timber look on aluminum remains.

Wood grain coating can create beautiful wood-looking products of any sort. There are over 300 combinations of designs currently in use. Wood grains can be made with different colors, designs, etc.

Our powder coatings are certified for indoor and outdoor applications and are backed by a comprehensive warranty. These coatings rise to the highest conceivable standard of performance excellence and design innovation.

- Added Benefits**
- Resistance to salt-acid room, accelerated aging
 - Boiling water, lime and condensed water resistant
 - Anti-Graffiti, Anti-Slip, Anti-Microbial, Anti-Scratch
 - Super durable (UV resistant)
 - TGIC free (non-toxic)

Hardware
Provided Hardware is Marine grade 316 Stainless steel.

Anti Seize Screw Holes
Tapped holes are infused with a special anti seize compound designed to prevent seizure of threaded connections, due to electrolysis from heat, corrosive atmospheres and moisture.

Crystal Clear Low Iron Glass Lens
Provided with tempered, impact resistant crystal clear low iron glass ensuring no green glass tinge.

Optics & LED
Precise optic design provides exceptional light control and precise distribution of light.
LED CRI > 80

Lumen - Maintenance Life
L80 /B10 at 50,000 hours (This means that at least 90% of the LED still achieve 80% of their original flux)

Cylindrical or rectangular form pendant downlight. High performance, high output and numerous options ensure Tango can be configured for any application.

A range of round or square shaped pendant exterior or interior downlight luminaires utilizing a combination of high output LEDs and precision optics that can provide Type II, III & IV distributions as well as Type V distributions with narrow, medium, wide and very wide beams.

The Type II, III & IV distribution options should be used to provide wide spacing to mounting height ratios with excellent uniformity.

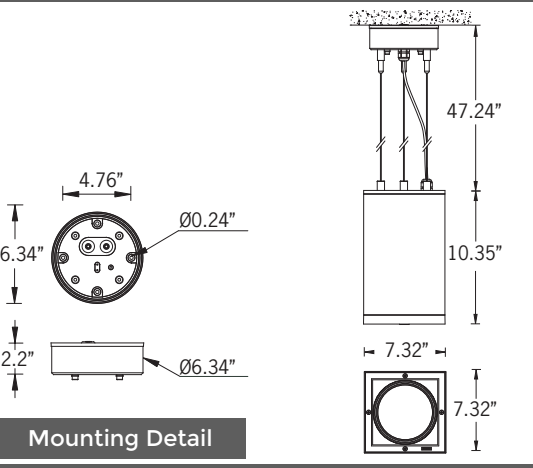
This luminaire has specialized optics that have been designed by Ligman, in conjunction with internationally recognized optic designers to provide excellent light control, beam distribution and intensities by focusing each optic around the small LEDs to provide perfect focus and distribution. This luminaire can be provided with a variety of anti-glare and light control attachments.

This pendant range is available with 2 different suspension options;

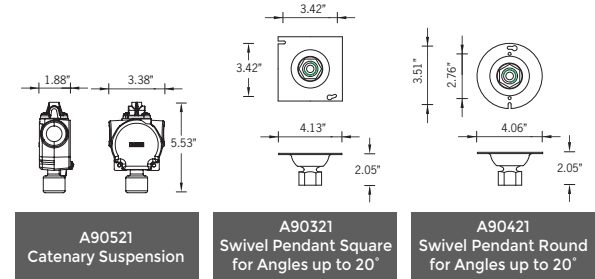
Aircraft cable: which can be field adjustable to suit design criteria and will always hang vertical, even if the fixture is bumped or moved.

Rigid stem: this option is supplied with a 1/2" rigid stem and swivel mount attachment that complies with seismic requirements, as well as sloped ceilings with angles up to 80°.

37w,28w,20w LED 2777,2101,1501 Lumens
IP65 • Suitable For Wet Locations
IK08 • Impact Resistant (Vandal Resistant)
Weight 11.2 lbs



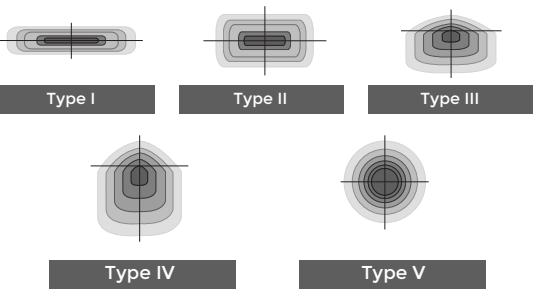
Additional Options (Consult Factory For Pricing)



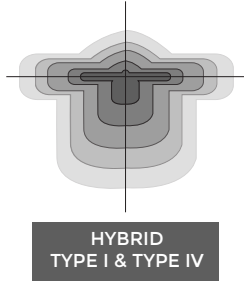
SME Swivel Mount Extension for Angles up to 80°



Ligman's micro Variable Optical System provides the ability to interchange, mix & rotate optics to provide specific light distributions for optimized spacing and uniformity.



The variable optic system allows for the designer to create hybrid distributions for precise lighting requirements.



UTA-95381

Tango Square Pendant

PROJECT		DATE	
----------------	--	-------------	--

QUANTITY		TYPE		NOTE	
-----------------	--	-------------	--	-------------	--

ORDERING EXAMPLE || UTA - 95381 - 37w - T2 - W30 - 02 - 120/277v - Options

UTA-95381	LAMP	BEAM	LED COLOR	FINISH COLOR	VOLTAGE
	37w LED 2777 Lumens	T1 - Type I Distribution T2 - Type II Distribution T3 - Type III Distribution T4 - Type IV Distribution T5 - Type V Distribution	W27 - 2700K W30 - 3000K W35 - 3500K W40 - 4000K	01 - BLACK RAL 9011 02 - DARK GREY RAL 7043 03 - WHITE RAL 9003 04 - METALLIC SILVER RAL 9006 05 - MATTE SILVER RAL 9006 06 - LIGMAN BRONZE 07 - CUSTOM RAL	120/277v Other - Specify
	28w LED 2101 Lumens				
	20w LED 1501 Lumens				

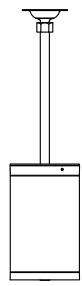
--	--	--	--

ADDITIONAL OPTIONS

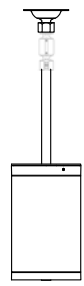
- | | | |
|---|---|---|
| <ul style="list-style-type: none"> F - Frosted Lens DIM - 0-10v Dimming NAT - Natatorium Rated AMB - Turtle Friendly Amber LED A90321 - Swivel Canopy Square | <ul style="list-style-type: none"> A90421 - Swivel Canopy Round A90521 - Catenary Suspension SME - Swivel Mount Extension HGT - Custom Pendant Length AG - Anti Glare Baffle | <ul style="list-style-type: none"> HEX - Hexcell Louvre LSL - Linear Spread Lens EMC - Integral Emergency Pack |
|---|---|---|

INSPIRED BY NATURE FINISHES

SW01 - OAK FINISH		THERE IS AN ADDITIONAL COST FOR THESE FINISHES
SW02 - WALNUT FINISH		
SW03 - PINE FINISH		
DF - DOUGLAS FIR FINISH		
CW - CHERRY WOOD FINISH		
NW - NATIONAL WALNUT FINISH		
SU01 - CONCRETE FINISH		
SU02 - SOFTSCAPE FINISH		
SU03 - STONE FINISH		
SU04 - CORTEN FINISH		



J-Box Swivel Mount Adapter
Up to 20"



J-Box Swivel Mount Adapter
Up to 80" with SME option

More Custom Finishes Available Upon Request

Consult factory for pricing and lead times

<p>Oak</p> <p>Walnut</p> <p>Pine</p>	<p>Cherry</p> <p>Chestnut</p> <p>Mahogany</p>	<p>Beech</p> <p>Bamboo</p> <p>Birch</p>	<p>Carbon</p> <p>Galvanized</p> <p>Steel</p>
--------------------------------------	---	---	--



Example: Inspired by Nature Finish

Tango Product Family



Tango 29

- UTA-31861-37w-2777lm - Down
- UTA-31861-29w-2566lm [ASYM] - Down
- UTA-31863-42w-3418lm [ASYM] - Down




Tango 30

- UTA-31871-37w-2777lm - Down
- UTA-31871-29w-2566lm [ASYM] - Down
- UTA-31873-42w-3418lm [ASYM] - Down



Tango 31

- UTA-31881-2x37w-2x2777lm - Up/Down
- UTA-31882-2x29w-2x3521lm [ASYM] - Up/Down
- UTA-31883-2x42w-2x3418lm [ASYM] - Up/Down



Tango 32

- UTA-31891-2x37w-2x3521lm - Up/Down
- UTA-31892-2x39w-2x2566lm [ASYM] - Up/Down
- UTA-31893-2x29w-2x2777lm [ASYM] - Up/Down




Tango 33

- UTA-80551-37w-2777lm
- UTA-80552-29w-2566lm [ASYM]
- UTA-80553-42w-3418lm [ASYM]



Tango 34

- UTA-80561-37w-2777lm
- UTA-80562-29w-2566lm [ASYM]
- UTA-80563-42w-3418lm [ASYM]



Tango 35

- UTA-20731-37w-2777lm
- UTA-20732-2x37w-2x2777lm



Tango 36

- UTA-20001-38w-4265lm
- UTA-20011-37w-2777lm



Tango 37

- UTA-20021-2x38w-2x4265lm
- UTA-20022-2x37w-2x2777lm