



25w LED 2642 Lumens  
IP67 • Suitable For Wet Locations  
IK10 • Impact Resistant (Vandal Resistant)  
Weight 20.2 lbs

### Construction

#### Frame Options

**Extended Frame:** Slightly raised & protruding over the edge of the recessing box, used to cover irregular finish around the recessing box e.g cut tiles.

**Flush Frame:** Installed flush with the floor surface, typically used with poured concrete or precision cut tiles.

#### Aluminum

Less than 0.1% copper content - Marine Grade 6060 extruded & LM6 Aluminum High Pressure die casting provides excellent mechanical strength, clean detailed product lines and excellent heat dissipation.

#### Pre paint

8 step degrease and phosphate process that includes deoxidizing and etching as well as a zinc and nickel phosphate process before product painting.

#### Memory Retentive -Silicon Gasket

Provided with special injection molded "fit for purpose" long life high temperature memory retentive silicon gaskets. Maintains the gaskets exact profile and seal over years of use and compression.

#### Thermal management

LM6 Aluminum is used for its excellent mechanical strength and thermal dissipation properties in low and high ambient temperatures. The superior thermal heat sink design by Ligman used in conjunction with the driver, controls thermals below critical temperature range to ensure maximum luminous flux output, as well as providing long LED service life and ensuring less than 10% lumen depreciation at 50,000 hours.

#### Surge Suppression

Standard 10kv surge suppressor provided with all fixtures.

#### BUG Rating

B1 - U5 - G3

#### Finishing

All Ligman products go through an extensive finishing process that includes fettling to improve paint adherence.

#### Paint

UV Stabilized 4.9Mil thick powder coat paint and baked at 200 Deg C.

This process ensures that Ligman products can withstand harsh environments. Rated for use in natatoriums.

#### Hardware

Provided Hardware is Marine grade 316 Stainless steel.

#### Anti Seize Screw Holes

Tapped holes are infused with a special anti seize compound designed to prevent seizure of threaded connections, due to electrolysis from heat, corrosive atmospheres and moisture.

#### Crystal Clear Low Iron Glass Lens

Provided with tempered, impact resistant crystal clear low iron glass ensuring no green glass tinge.

#### Optics & LED

Precise optic design provides exceptional light control and precise distribution of light. LED CRI > 80

#### Lumen - Maintenance Life

L80 /B10 at 50,000 hours (This means that at least 90% of the LED still achieve 80% of their original flux)

**Professional technical inground lighting solutions. Sophisticated and expansive; single, twin-lamp, white and RGBW DMX, with 7 beam types.**

A top range of small shallow inground uplights with a round or square profile available with an extended or flush mounted frame. The fixture is manufactured with a marine grade 316 stainless steel front ring and is designed for use in shopping and pedestrian areas for illuminating building facades, columns, squares, parks, gardens, sculptures, flag poles and trees.

The adjustable high powered LED's in conjunction with high efficiency optics provides focused beam distributions to suit most design applications.

The tapered high density polyethylene inground recessing box is provided with securing lugs on each side to allow the installer to properly secure the box in place thereby stopping it from moving during the concrete pour procedure.

These securing lugs can also be used to secure the base to wood support beams and working in conjunction with the tapered recessing box will prevent the fixture from lifting when installed in dirt. The housing also has two shoulders to prevent fixture rotation when used in drive over applications.

The Kios is available with a non-slip ADA glass. This glass is infused with a specialized non-slip finish across the entire surface of the lens making this non-slip option the best in the industry.

To ensure efficient drainage, gravel must be used to a depth of 17" and a width of 12" beneath the housing, and should also be placed around the luminaire.

An animated video can be viewed on the Ligman website to show proper Kios installation procedure to assist contractors and ensure a problem-free installation.

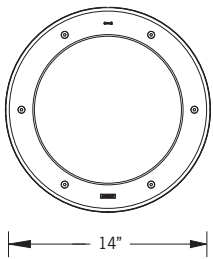
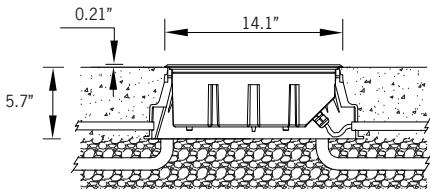
Power is provided to the integral control gear through a specially developed anti-wicking PG13.5 watertight cable gland and 2ft of outdoor submersible #18/3 SOOW 600V power cable. Clear or frosted tempered 0.6" thick glass.

2.5 ton maximum load is transferred by the housing to the foundation. Vehicles with pneumatic tires can drive over the luminaire but the speed must not exceed 30mph. The distance between the floodlight and the illuminated surface should be at least 1.6'.

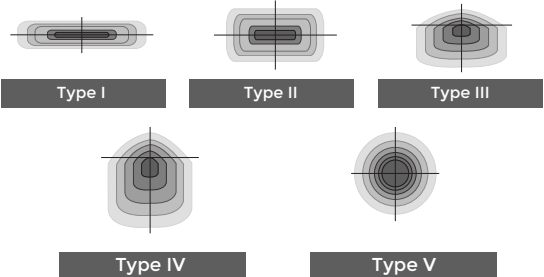
The Kios inground is available in 2700, 3000, 3500 and 4000 Kelvin, and is also available with colored dichroic filters, concentric ring louvre and honeycomb louvre.

This luminaire range is also available with specialized optics that provide Type II, III and IV distributions for floodlighting walls and monuments, see Kios 9, 10, 11 & 12.

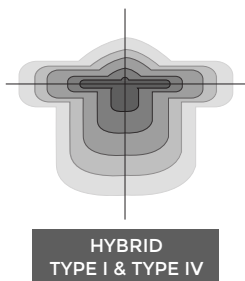
The high power LED option is available in RGBW for the Kios 5, 6, 7 & 8.



Ligman's micro Variable Optical System provides the ability to interchange, mix & rotate optics to provide specific light distributions for optimized spacing and uniformity.



The variable optic system allows for the designer to create hybrid distributions for precise lighting requirements.



### Additional Options (Consult Factory For Pricing)



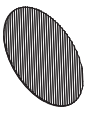
A6142  
Anti Slip Lens



CRL  
Concentric Ring  
Louvre



AGL  
Anti Glare Louvre



LSL  
Linear Spread  
Lens



<b>PROJECT</b>		<b>DATE</b>	
----------------	--	-------------	--

<b>QUANTITY</b>		<b>TYPE</b>		<b>NOTE</b>	
-----------------	--	-------------	--	-------------	--

### ORDERING EXAMPLE || UKI-60647- 25w - T2 - W30- 120/277v

<b>UKI-60647</b>				
	<b>LAMP</b>	<b>BEAM</b>	<b>LED COLOR</b>	<b>VOLTAGE</b>
	25w LED 2642 Lumens	T1 - Type I Distribution T2 - Type II Distribution T3 - Type III Distribution T4 - Type IV Distribution	W27 - 2700K W30 - 3000K W35 - 3500K W40 - 4000K	120/277v Other - Specify

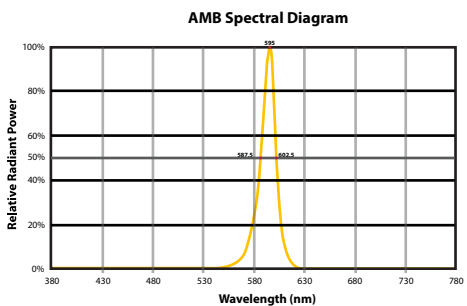
--	--	--	--	--	--

### ADDITIONAL OPTIONS

- F - Frosted Lens
- DIM - 0-10v Dimming
- NAT - Natatorium Rated
- AMB - Turtle Friendly Amber LED
- TORQ - Torque Screwdriver
- A61412 - Anti Slip Lens
- CRL - Concentric Ring Louvre
- AGL - Anti Glare Louvre
- LSL - Linear Spread Lens

NOTE: A proper torque screwdriver set at 30 inch pounds must be used to tighten all screws securing the housing to the recessing box, as well as fastening the body and frame. Please specify TORQ in the additional options section to order a proper torque screwdriver for installation.

### CITY OF FLAGSTAFF & TURTLE FRIENDLY COMPLIANT



**Narrow-Spectrum Amber LEDs**  
 Peak wavelength between 585 & 595 nanometers and a full width of 50% power no greater than 15 nanometers.

# Kios Product Family



Kios 1

- UKI-60445-6w-317lm
- UKI-60485-8w-658lm
- UKI-60486-7w-600lm
- UKI-60791-12w-1086lm



Kios 2

- UKI-60465-6w-317lm
- UKI-60505-8w-658lm
- UKI-60506-7w-600lm
- UKI-60751-12w-1086lm



Kios 3

- UKI-60455-6w-317lm
- UKI-60495-8w-658lm
- UKI-60496-7w-600lm
- UKI-60741-12w-1086lm



Kios 4

- UKI-60475-6w-317lm
- UKI-60515-8w-658lm
- UKI-60516-7w-600lm
- UKI-60761-12w-1086lm



Kios 5

- UKI-60568-29w RGBW-1299lm
- UKI-60771-30w-3160lm
- UKI-60775-33w-3320lm



Kios 6

- UKI-60588-29w RGBW-1299lm
- UKI-60791-30w-3160lm
- UKI-60795-33w-3320lm



Kios 7

- UKI-60578-29w RGBW-1299lm
- UKI-60781-30w-3160lm
- UKI-60785-33w-3320lm



Kios 8

- UKI-60598-29w RGBW-1299lm
- UKI-60801-30w-3160lm
- UKI-60805-33w-3320lm



Kios 9

- UKI-60647-25w-2739lm



Kios 10

- UKI-60667-25w-2739lm



Kios 11

- UKI-60657-25w-2739lm



Kios 12

- UKI-60677-25w-2739lm