



### Construction

**Aluminum**  
Less than 0.1% copper content – Marine Grade 6060 extruded & LM6 Aluminum High Pressure die casting provides excellent mechanical strength, clean detailed product lines and excellent heat dissipation.

**Pre paint**  
8 step degrease and phosphate process that includes deoxidizing and etching as well as a zinc and nickel phosphate process before product painting.

**Memory Retentive -Silicon Gasket**  
Provided with special injection molded "fit for purpose" long life high temperature memory retentive silicon gaskets. Maintains the gaskets exact profile and seal over years of use and compression.

**Thermal management**  
LM6 Aluminum is used for its excellent mechanical strength and thermal dissipation properties in low and high ambient temperatures. The superior thermal heat sink design by Ligman used in conjunction with the driver, controls thermals below critical temperature range to ensure maximum luminous flux output, as well as providing long LED service life and ensuring less than 10% lumen depreciation at 50,000 hours.

**Surge Suppression**  
Standard 10kv surge suppressor provided with all fixtures.

**BUG Rating**  
B1 - U0 - G0

**Finishing**  
All Ligman products go through an extensive finishing process that includes fettling to improve paint adherence.

**Paint**  
UV Stabilized 4.9Mil thick powder coat paint and baked at 200 Deg C. This process ensures that Ligman products can withstand harsh environments. Rated for use in natoriums.

**Inspired by Nature Finishes**  
The Inspired by nature Finishing is a unique system of decorative powder coating. Our metal decoration process can easily transform the appearance of metal or aluminum product into a wood grain finish.

This patented technology enables the simulation of wood grain, and even marble or granite finish through the use of decorative powder coating.

The wood grain finish is so realistic that it's almost undistinguishable from real wood, even from a close visual inspection. The system of coating permeates the entire thickness of the coat and as a result, the coating cannot be removed by normal rubbing, chipping, or scratching.

**The Coating Process**  
After pre-treatment the prepared parts are powder coated with a specially formulated polyurethane powder. This powder provides protection against wear, abrasion, impact and corrosion and acts as the relief base color for the finalized metal decoration.

The component is then wrapped with a sheet of non-porous film with the selected decoration pattern printed on it using special high temperature inks.

This printed film transfer is vacuum-sealed to the surface for a complete thermo print and then transferred into a customized oven. The oven transforms the ink into different forms within the paint layer before it becomes solid. Finally, the film is removed, and a vivid timber look on aluminum remains.

Wood grain coating can create beautiful wood-looking products of any sort. There are over 300 combinations of designs currently in use. Wood grains can be made with different colors, designs, etc.

Our powder coatings are certified for indoor and outdoor applications and are backed by a comprehensive warranty. These coatings rise to the highest conceivable standard of performance excellence and design innovation.

- Added Benefits**
- Resistance to salt-acid room, accelerated aging
  - Boiling water, lime and condensed water resistant
  - Anti-Graffiti, Anti-Slip, Anti-Microbial, Anti-Scratch
  - Super durable (UV resistant)
  - TGIC free (non-toxic)

**Hardware**  
Provided Hardware is Marine grade 316 Stainless steel.

**Anti Seize Screw Holes**  
Tapped holes are infused with a special anti seize compound designed to prevent seizure of threaded connections, due to electrolysis from heat, corrosive atmospheres and moisture.

**Crystal Clear Low Iron Glass Lens**  
Provided with tempered, impact resistant crystal clear low iron glass ensuring no green glass tinge.

**Optics & LED**  
Precise optic design provides exceptional light control and precise distribution of light. LED CRI > 80

**Lumen - Maintenance Life**  
L80 /B10 at 50,000 hours (This means that at least 90% of the LED still achieve 80% of their original flux)

**Circular or square form technical surface-ceiling downlight range. Completely tailorable ceiling-mounted optical lighting solutions for perfect task or architectural lighting.**

A range of round and square surface mounted exterior downlight luminaires. The luminaires are suitable for indoor and outdoor applications for use in residential, shopping and public areas as surface ceiling downlights. The luminaire is provided with an integral driver and is available in asymmetrical light distribution for Type II, III, and IV. Color temperature 2700K, 3000K, 3500K and 4000K, LED CRI >80 and life time 50,000 Hours.

Marine grade low copper content die-cast aluminum housing with nickel and zinc phosphate protection before powder coating, ensuring high corrosion resistance. Power is provided to the luminaire through a single water tight cable gland. Durable memory retentive silicone rubber gasket and clear tempered glass.

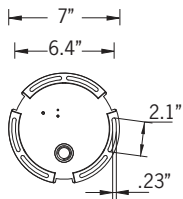
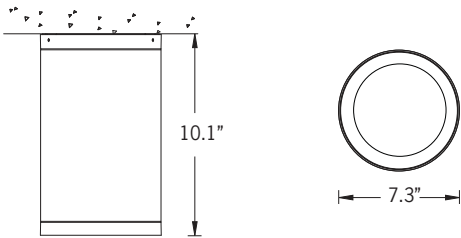
Ceiling surface installation. A80281 Mounting ring for semi recessed installation as accessory. A matching SCE surface conduit entry box option can be provided as an option for an attractive solution to surface conduit power supply.

All Ligman fixtures can be manufactured using a special pre-treatment and coating process that ensures the fixture can be installed in natoriums as well as environments with high concentrations of chlorine or salt and still maintain the 5 year warranty. For this natorium rated process please specify NAT in options.

To meet International Dark Sky criteria, 3000k or warmer LEDs must be selected.

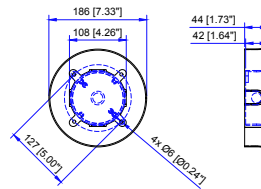
**NOTE:** This fixture is not suitable for mounting in environments where water can freely access the top of the fixture. (perforated mesh exposed to the elements) See Odessa ceiling mount for this type of mounting.

42w COB - 3418 Lumens  
IP65 • Suitable For Wet Locations  
IK08 • Impact Resistant (Vandal Resistant)  
Weight 8.1 lbs



### Mounting Detail

### Additional Options (Consult Factory For Pricing)



**SCBT**  
Surface Conduit Box Trim

**A80281**  
Semi-recessed Ring

**NOTE:** This trim covers a shallow single gang, surface mount junction box [Provided by contractor]  
Example: Hubbell - 5361-0 - 1-Gang Weatherproof Box, Five 1/2" in. Threaded Outlets - or - 5372-0 - 1-Gang Weatherproof Box, Five 3/4 in. Threaded Outlets



# UTA-80553

Tango 33 Cylindrical Asymmetrical Ceiling Downlight

<b>PROJECT</b>		<b>DATE</b>	
----------------	--	-------------	--

<b>QUANTITY</b>		<b>TYPE</b>		<b>NOTE</b>	
-----------------	--	-------------	--	-------------	--

ORDERING EXAMPLE || UTA - 80553 - 42w - AS - W30 - 02 - 120/277v - Options

<b>UTA-80553</b>					
<b>LAMP</b>	<b>BEAM</b>	<b>LED COLOR</b>	<b>FINISH COLOR</b>	<b>VOLTAGE</b>	
42w COB 3418 Lumens	AS - Asymmetrical 46° x 56°	W27 - 2700K W30 - 3000K W35 - 3500K W40 - 4000K	01 - BLACK RAL 9011 02 - DARK GREY RAL 7043 03 - WHITE RAL 9003 04 - METALLIC SILVER RAL 9006 05 - MATTE SILVER RAL 9006 06 - LIGMAN BRONZE 07 - CUSTOM RAL	120/277v Other - Specify	

--	--	--	--

## ADDITIONAL OPTIONS

- |                                 |                              |
|---------------------------------|------------------------------|
| NAT - Natatorium Rated          | EMG - Emergency Battery Pack |
| SCBT - Surface Conduit Box Trim | A80281 - Semi-Recessed Ring  |
| DIM - 0-10v Dimming             | HGT - Custom Height          |
| F - Frosted Lens                |                              |

**INSPIRED BY NATURE FINISHES**

- SW01 - OAK FINISH
- SW02 - WALNUT FINISH
- SW03 - PINE FINISH
- DF - DOUGLAS FIR FINISH
- CW - CHERRY WOOD FINISH
- NW - NATIONAL WALNUT FINISH
- SU01 - CONCRETE FINISH
- SU02 - SOFTSCAPE FINISH
- SU03 - STONE FINISH
- SU04 - CORTEN FINISH

THERE IS AN ADDITIONAL COST FOR THESE FINISHES

## More Custom Finishes Available Upon Request

Consult factory for pricing and lead times

Oak	Cherry	Beech	Carbon
Walnut	Chestnut	Bamboo	Galvanized
Pine	Mahogany	Birch	Steel



# Tango Product Family



Tango 29

- UTA-31861-37w-2777lm - Down
- UTA-31861-29w-2566lm [ASYM] - Down
- UTA-31863-42w-3418lm [ASYM] - Down



Tango 30

- UTA-31871-37w-2777lm - Down
- UTA-31871-29w-2566lm [ASYM] - Down
- UTA-31873-42w-3418lm [ASYM] - Down



Tango 31

- UTA-31881-2x37w-2x2777lm - Up/Down
- UTA-31882-2x29w-2x3521lm [ASYM] - Up/Down
- UTA-31883-2x42w-2x3418lm [ASYM] - Up/Down



Tango 32

- UTA-31891-2x37w-2x3521lm - Up/Down
- UTA-31892-2x39w-2x2566lm [ASYM] - Up/Down
- UTA-31893-2x29w-2x2777lm [ASYM] - Up/Down



Tango 33

- UTA-80551-37w-3910lm
- UTA-80551-28w-3128lm
- UTA-80551-20w-2234lm
- UTA-80552-29w-2566lm [ASYM]
- UTA-80553-42w-3418lm [ASYM]



Tango 34

- UTA-80561-37w-3910lm
- UTA-80561-28w-3128lm
- UTA-80561-20w-2234lm
- UTA-80562-29w-2566lm [ASYM]
- UTA-80563-42w-3418lm [ASYM]



Tango 35

- UTA-20731-37w-2777lm
- UTA-20732-2x37w-2x2777lm



Tango 36

- UTA-20001-38w-4265lm
- UTA-20011-37w-2777lm



Tango 37

- UTA-20021-2x38w-2x4265lm
- UTA-20022-2x37w-2x2777lm