

# UPRA-10063

## Prague 7 Solar Bollard



6w LED  
723 Lumens

IP65  
Suitable for wet locations

IK07  
Impact Resistant [ Vandal Resistant]

Weight - 36 lbs



### Construction

**Aluminum.**  
Less than 0.1% copper content - Marine Grade 6060 extruded & LM6 Aluminum High Pressure die casting provides excellent mechanical strength, clean detailed product lines and excellent heat dissipation.

**Pre paint**  
8 step degrease and phosphate process that includes deoxidizing and etching as well as a zinc and nickel phosphate process before product painting.

**Memory Retentive -Silicon Gasket**  
Provided with special injection molded "fit for purpose" long life high temperature memory retentive silicon gaskets. Maintains the gaskets exact profile and seal over years of use and compression.

**Thermal management**  
LM6 Aluminum is used for its excellent mechanical strength and thermal dissipation properties in low and high ambient temperatures. The superior thermal heat sink design by Ligman used in conjunction with the driver, controls thermals below critical temperature range to ensure maximum luminous flux output, as well as providing long LED service life and ensuring less than 10% lumen depreciation at 50,000 hours.

**Surge Suppression**  
Standard 10kv surge suppressor provided with all fixtures.

**BUG Rating**  
Contact Factory

**Finishing.**  
All Ligman products go through an extensive finishing process that includes fettling to improve paint adherence.

**Paint**  
UV Stabilized 4.9Mil thick powder coat paint and baked at 200 Deg C. This process ensures that Ligman products can withstand harsh environments. Rated for use in natatoriums.

**Inspired by Nature Finishes**  
The Inspired by nature Finishing is a unique system of decorative powder coating. Our metal decoration process can easily transform the appearance of metal or aluminum product into a wood grain finish.

This patented technology enables the simulation of wood grain, and even marble or granite finish through the use of decorative powder coating.

The wood grain finish is so realistic that it's almost undistinguishable from real wood, even from a close visual inspection. The system of coating permeates the entire thickness of the coat and as a result, the coating cannot be removed by normal rubbing, chipping, or scratching.

**The Coating Process**  
After pre-treatment the prepared parts are powder coated with a specially formulated polyurethane powder. This powder provides protection against wear, abrasion, impact and corrosion and acts as the relief base color for the finalized metal decoration.

The component is then wrapped with a sheet of non-porous film with the selected decoration pattern printed on it using special high temperature inks.

This printed film transfer is vacuum-sealed to the surface for a complete thermo print and then transferred into a customized oven. The oven transforms the ink into different forms within the paint layer before it becomes solid. Finally, the film is removed, and a vivid timber look on aluminum remains.

Wood grain coating can create beautiful wood-looking products of any sort. There are over 300 combinations of designs currently in use. Wood grains can be made with different colors, designs, etc.

Our powder coatings are certified for indoor and outdoor applications and are backed by a comprehensive warranty. These coatings rise to the highest conceivable standard of performance excellence and design innovation.

- Added Benefits**
- Resistance to salt-acid room, accelerated aging
  - Boiling water, lime and condensed water resistant
  - Anti-Graffiti, Anti-Slip, Anti-Microbial, Anti-Scratch
  - Super durable (UV resistant)
  - TGIC free (non-toxic)

**Hardware**  
Provided Hardware is Marine grade 316 Stainless steel.

**Anti Seize Screw Holes**  
Tapped holes are infused with a special anti seize compound designed to prevent seizure of threaded connections, due to electrolysis from heat, corrosive atmospheres and moisture.

**Crystal Clear Low Iron Glass Lens**  
Provided with tempered, impact resistant crystal clear low iron glass ensuring no green glass tinge.

**Optics & LED**  
Precise optic design provides exceptional light control and precise distribution of light. LED CRI > 80

**Lumen - Maintenance Life**  
L80 /B10 at 50,000 hours (This means that at least 90% of the LED still achieve 80% of their original flux)

**Single sided bollard area lighting range. Sleek, compact and expansive luminaire family with lighting packages and optics to address any need.**

**10.5 hours of operation time (2 step dimming with motion sensor) - 5 days of autonomy**  
[operation time & days of autonomy may vary depending on application, geographical location & available sunlight, contact factory for more information]


Small, medium and large size LED bollards incorporates optional symmetrical and asymmetrical light distributions. Clean architectural design with vandal resistance are the further characteristics of this bollard. Ideal for lighting pathways, entrances, square, and terraces.

Color temperature from 2700K, 3000K, 3500K and 4000K, LED CRI >80. Aluminum housing and extruded aluminium column with high corrosion resistance. Stainless steel fasteners in grade 316. Durable silicone rubber gasket and clear toughened glass. Powder coating with high corrosion

**Additional Options (Consult Factory For Pricing)**



A92691  
Remote Solar  
Charger Programmer



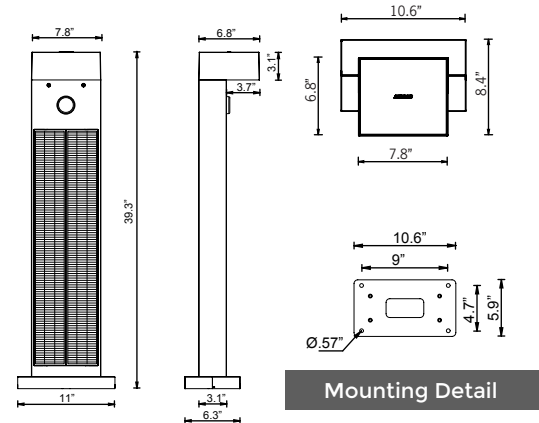
The performance of Solar PV Systems is impossible to predict with certainty due to the variability in the amount of solar radiation (sunlight) from location to location and year to year.

Ligman Lighting makes every effort to calculate the hours of luminaire operation based on the information provided - considering average recorded usable sunlight and weather patterns at the installation site's geographical location. It must be noted that the performance and functionality of each luminaire relies entirely on available sunlight at the installation location.

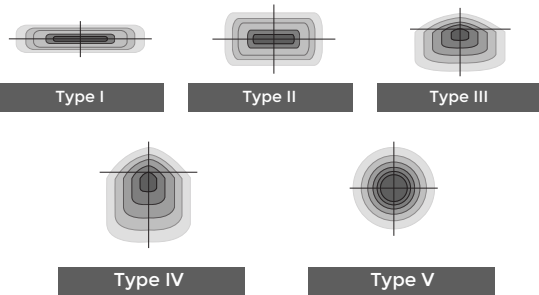
The installation area must be free from obstructions. For example, if the luminaire is installed in shaded areas with trees, buildings, or other objects, or in areas with extended overcast days that block sunlight, the power generation efficiency of the system will decrease and negatively impact the performance of the system.

Barriers that prevent sunlight from reaching the solar panels should be disclosed to Ligman at the time of design.

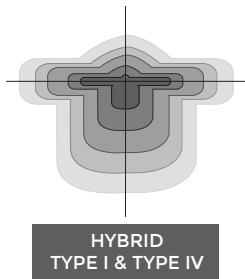
Based on the above criteria, Ligman cannot be held responsible for underperforming luminaires.



Ligman's micro Variable Optical System provides the ability to interchange, mix & rotate optics to provide specific light distributions for optimized spacing and uniformity.



The variable optic system allows for the designer to create hybrid distributions for precise lighting requirements.



<b>PROJECT</b>		<b>DATE</b>	
----------------	--	-------------	--

<b>QUANTITY</b>		<b>TYPE</b>		<b>NOTE</b>	
-----------------	--	-------------	--	-------------	--

### ORDERING EXAMPLE || UPRA - 10063 - 6w - T2 - W30 - 02 - Options

<b>UPRA-10063</b>				
<b>LAMP</b>	<b>BEAM</b>	<b>LED COLOR</b>	<b>FINISH COLOR</b>	

6w LED  
723 Lumens

T1 - Type I Distribution  
T2 - Type II Distribution  
T3 - Type III Distribution  
T4 - Type IV Distribution  
**T5 BEAMS**  
M - Medium 32°  
W - Wide 52°  
VW - Very Wide 65°  
EW - Extra Wide 108°

W27 - 2700K  
W30 - 3000K  
W35 - 3500K  
W40 - 4000K

01 - BLACK RAL 9011  
02 - DARK GREY RAL 7043  
03 - WHITE RAL 9003  
04 - METALLIC SILVER RAL 9006  
05 - MATTE SILVER RAL 9006  
06 - LIGMAN BRONZE  
07 - CUSTOM RAL

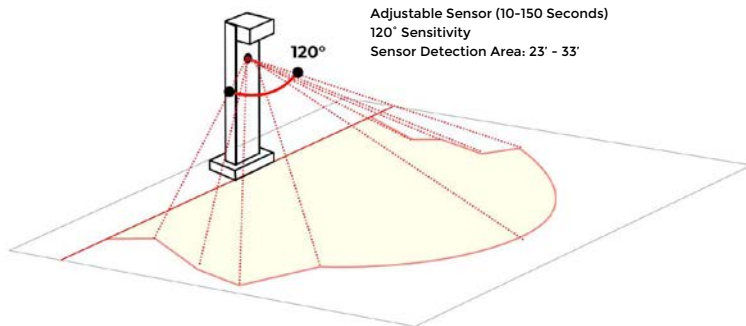


#### INSPIRED BY NATURE FINISHES

SW01 - OAK FINISH  
SW02 - WALNUT FINISH  
SW03 - PINE FINISH  
DF - DOUGLAS FIR FINISH  
CW - CHERRY WOOD FINISH  
NW - NATIONAL WALNUT FINISH  
SU01 - CONCRETE FINISH  
SU02 - SOFTSCAPE FINISH  
SU03 - STONE FINISH  
SU04 - CORTEN FINISH



THERE IS AN ADDITIONAL COST FOR THESE FINISHES




--	--	--

### ADDITIONAL OPTIONS

NAT - Natatorium Rated      A92691 - Remote Solar Charge Controller  
AMB - Turtle Friendly Amber LED

### More Custom Finishes Available Upon Request

Consult factory for pricing and lead times



# Prague Product Family




Prague 1

- UPRA-10001-8w-855lm [19.6"]
- UPRA-10002-8w-855lm [39.3"]



Prague 2

- UPRA-10011-14w-1675lm [19.6"]
- UPRA-10012-14w-1675lm [39.3"]



Prague 3

- UPRA-10021-20w-2422lm [19.6"]
- UPRA-10022-20w-2422lm [39.3"]



Prague 6

- UPRA-10061-2w-241lm [39.3"]
- UPRA-10062-4w-495lm [39.3"]
- UPRA-10063-6w-723lm [39.3"]