



27w - 3523lm | 38w - 4941lm | 54w - 6655lm  
IP66 • Suitable For Wet Locations  
IK07 • Impact Resistant (Vandal Resistant)  
Weight 14.3 lbs

### Construction

**Aluminum**  
Less than 0.1% copper content - Marine Grade 6060 extruded & LM6 Aluminum High Pressure die casting provides excellent mechanical strength, clean detailed product lines and excellent heat dissipation.

**Pre paint**  
8 step decrease and phosphate process that includes deoxidizing and etching as well as a zinc and nickel phosphate process before product painting.

**Memory Retentive - Silicon Gasket**  
Provided with special injection molded "fit for purpose" long life high temperature memory retentive silicon gaskets. Maintains the gaskets exact profile and seal over years of use and compression.

**Thermal management**  
LM6 Aluminum is used for its excellent mechanical strength and thermal dissipation properties in low and high ambient temperatures. The superior thermal heat sink design by Ligman used in conjunction with the driver, controls thermals below critical temperature range to ensure maximum luminous flux output, as well as providing long LED service life and ensuring less than 10% lumen depreciation at 50,000 hours.

**Surge Suppression**  
Standard 10kv surge suppressor provided with all fixtures.

**BUG Rating**  
B1 - U0 - G1

**Finishing**  
All Ligman products go through an extensive finishing process that includes fettling to improve paint adherence.

**Paint**  
UV Stabilized 4.9Mil thick powder coat paint and baked at 200 Deg C. This process ensures that Ligman products can withstand harsh environments. Rated for use in natatoriums.

**Inspired by Nature Finishes**  
The Inspired by nature Finishing is a unique system of decorative powder coating. Our metal decoration process can easily transform the appearance of metal or aluminum product into a wood grain finish.

This patented technology enables the simulation of wood grain, and even marble or granite finish through the use of decorative powder coating.

The wood grain finish is so realistic that it's almost undistinguishable from real wood, even from a close visual inspection. The system of coating permeates the entire thickness of the coat and as a result, the coating cannot be removed by normal rubbing, chipping, or scratching.

**The Coating Process**  
After pre-treatment the prepared parts are powder coated with a specially formulated polyurethane powder. This powder provides protection against wear, abrasion, impact and corrosion and acts as the relief base color for the finalized metal decoration.

The component is then wrapped with a sheet of non-porous film with the selected decoration pattern printed on it using special high temperature inks.

This printed film transfer is vacuum-sealed to the surface for a complete thermo print and then transferred into a customized oven. The oven transforms the ink into different forms within the paint layer before it becomes solid. Finally, the film is removed, and a vivid timber look on aluminum remains.

Wood grain coating can create beautiful wood-looking products of any sort. There are over 300 combinations of designs currently in use. Wood grains can be made with different colors, designs, etc.

Our powder coatings are certified for indoor and outdoor applications and are backed by a comprehensive warranty. These coatings rise to the highest conceivable standard of performance excellence and design innovation.

- Added Benefits**
- Resistance to salt-acid room, accelerated aging
  - Boiling water, lime and condensed water resistant
  - Anti-Graffiti, Anti-Slip, Anti-Microbial, Anti-Scratch
  - Super durable (UV resistant)
  - TGIC free (non-toxic)

**Hardware**  
Provided Hardware is Marine grade 316 Stainless steel.

**Anti Seize Screw Holes**  
Tapped holes are infused with a special anti seize compound designed to prevent seizure of threaded connections, due to electrolysis from heat, corrosive atmospheres and moisture.

**Crystal Clear Low Iron Glass Lens**  
Provided with tempered, impact resistant crystal clear low iron glass ensuring no green glass tinge.

**Optics & LED**  
Precise optic design provides exceptional light control and precise distribution of light.  
LED CRI > 80

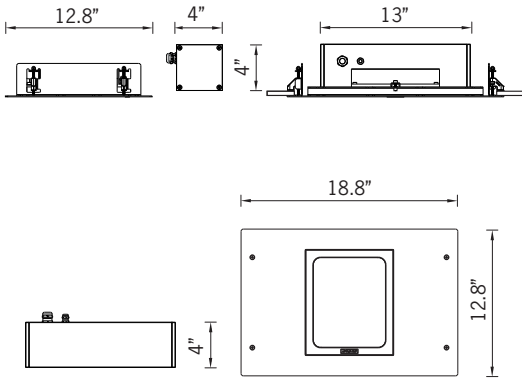
**Lumen - Maintenance Life**  
L80 /B10 at 50,000 hours (This means that at least 90% of the LED still achieve 80% of their original flux)

**Modular area-lighting ceiling-recessed fixture family. Technical, powerful and flexible high-bay lighting delivery instruments designed and built to tackle all environments.**

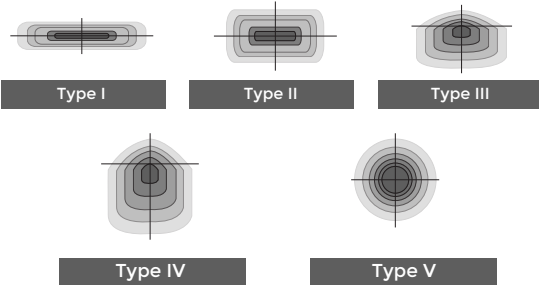
Engineered from the base up with environmental consciousness and energy efficiency in mind, LIGMAN's PowerVision series, developed specifically to fulfill the demanding conditions of industry, warehouse, manufacturing and production hall applications. Industry leading optical technology that minimizes light pollution and optimizes light distribution ensures that only the targeted areas are illuminated.

Color temperature 2700K, 3000K, 3500K and 4000K, LED CRI >80 and life time 50,000 Hours. A high quality aluminum extrusion not only houses the control gear and the light modules but it also acts as the primary thermal management device, eliminating the need for additional and sometimes bulky heat sinks while improving the overall performance and extending the life span of the LEDs.


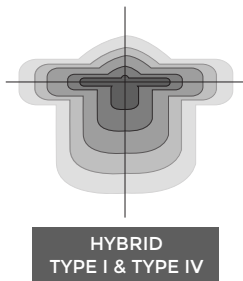
Marine grade 316 stainless steel fasteners. Durable memory retentive silicone rubber gasket and impact resistant tempered glass diffuser. The luminaire is treated with a nickel and zinc phosphate chemical chromatised protection before powder coating, ensuring high corrosion resistance.



Ligman's micro Variable Optical System provides the ability to interchange, mix & rotate optics to provide specific light distributions for optimized spacing and uniformity.



The variable optic system allows for the designer to create hybrid distributions for precise lighting requirements.



# PW59

PowerVision 5 Lowbay



<b>PROJECT</b>	<input type="text"/>	<b>DATE</b>	<input type="text"/>
<b>QUANTITY</b>	<input type="text"/>	<b>TYPE</b>	<input type="text"/>
<b>NOTE</b>	<input type="text"/>		

## ORDERING EXAMPLE || PW59 - GP028 - M - W30 - 02 - 120/277v - Options

<b>PW59</b>	<input type="text"/>	<input type="text"/>	<input type="text"/>	<input type="text"/>	<input type="text"/>
	<b>LAMP</b>	<b>BEAM</b>	<b>LED COLOR</b>	<b>FINISH COLOR</b>	<b>VOLTAGE</b>
	GP028 - 27w LED 3523 Lumens GP042 - 38w LED 4941 Lumens GP056 - 54w LED 6655 Lumens	M - Medium 27° W - Wide 51° VW - Very Wide 63° EW - Extra Wide 122° T2 - Type II Distribution T3 - Type III Distribution T4 - Type IV Distribution	W27 - 2700K W30 - 3000K W35 - 3500K W40 - 4000K	01 - BLACK RAL 9011 02 - DARK GREY RAL 7043 03 - WHITE RAL 9003 04 - METALLIC SILVER RAL 9006 05 - MATTE SILVER RAL 9006 06 - LIGMAN BRONZE 07 - CUSTOM RAL	120/277v Other - Specify

<input type="text"/>	<input type="text"/>	<input type="text"/>
----------------------	----------------------	----------------------

### ADDITIONAL OPTIONS

- NAT - Natatorium Rated
- DIM - 0-10v Dimming
- F - Frosted Lens
- AMB - Turtle Friendly Amber LED

#### INSPIRED BY NATURE FINISHES

- SW01 - OAK FINISH
- SW02 - WALNUT FINISH
- SW03 - PINE FINISH
- DF - DOUGLAS FIR FINISH
- CW - CHERRY WOOD FINISH
- NW - NATIONAL WALNUT FINISH
- SU01 - CONCRETE FINISH
- SU02 - SOFTSCAPE FINISH
- SU03 - STONE FINISH
- SU04 - CORTEN FINISH



THERE IS AN ADDITIONAL COST FOR THESE FINISHES

### More Custom Finishes Available Upon Request

Consult factory for pricing and lead times

Oak	Cherry	Beech	Carbon
Walnut	Chestnut	Bamboo	Galvanized
Pine	Mahogany	Birch	Steel



# PowerVision Product Family



PowerVision 1

- PW19-GP028-27w-3523lm
- PW19-GP042-38w-4941lm
- PW19-GP056-54w-6655lm



PowerVision 2

- PW29-GP054-52w-7046lm
- PW29-GP080-75w-9882lm
- PW29-GP108-106w-13310lm



PowerVision 3

- PW39-GP084-78w-10569lm
- PW39-GP124-114w-14823lm
- PW39-GP164-159w-19965lm



PowerVision 4

- PW49-GP106-104w-14092lm
- PW49-GP153-150w-19764lm
- PW49-GP214-210w-26620lm



PowerVision 5

- PW59-GP028-27w-3523lm
- PW59-GP042-38w-4941lm
- PW59-GP056-54w-6655lm



PowerVision 6

- PW69-GP054-52w-7046lm
- PW69-GP080-75w-9882lm
- PW69-GP108-106w-13310lm